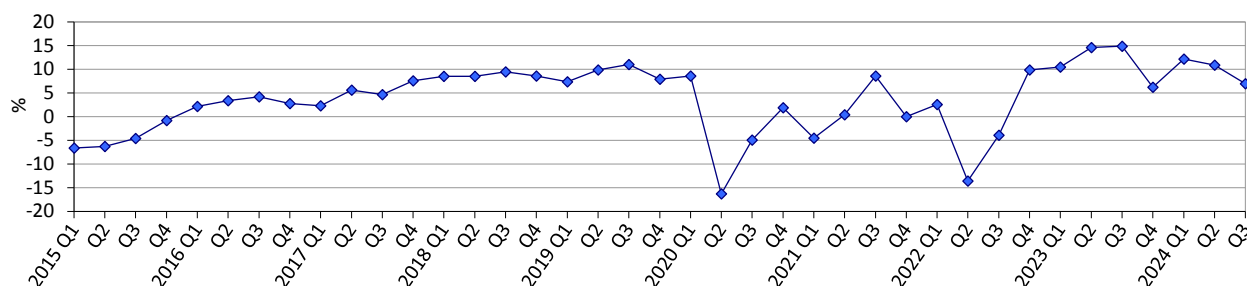
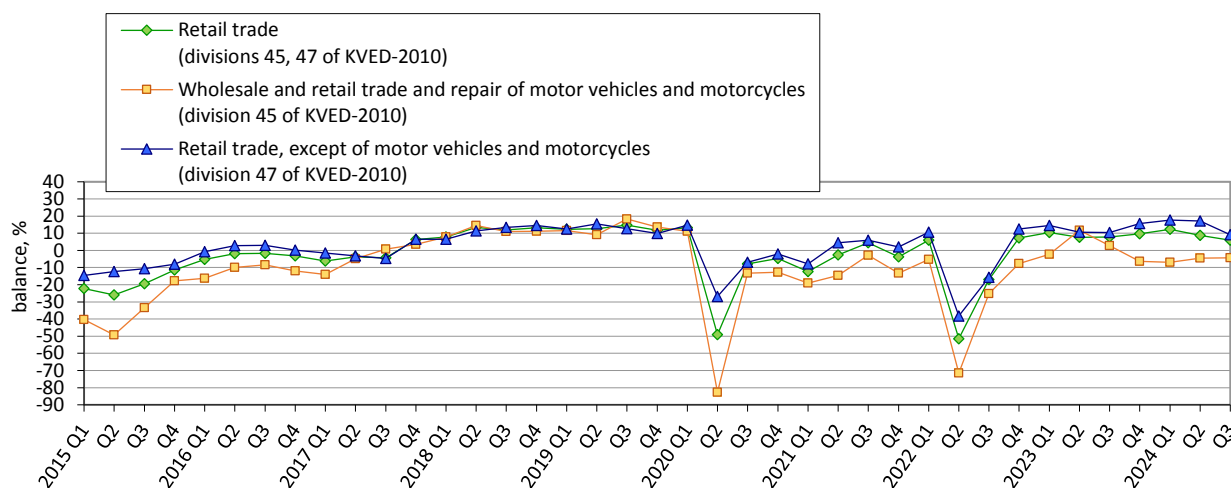


Expectations of retail trade enterprises in III quarter 2024 regarding the development of their business activity

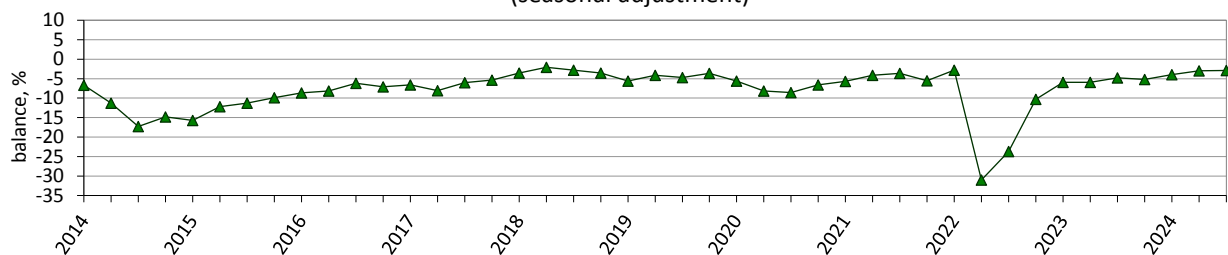
Retail trade confidence indicator¹



Expected changes in sales (turnover) in retail trade (seasonal adjustment)



Assessment of the current volume of stock of goods in retail trade (seasonal adjustment)

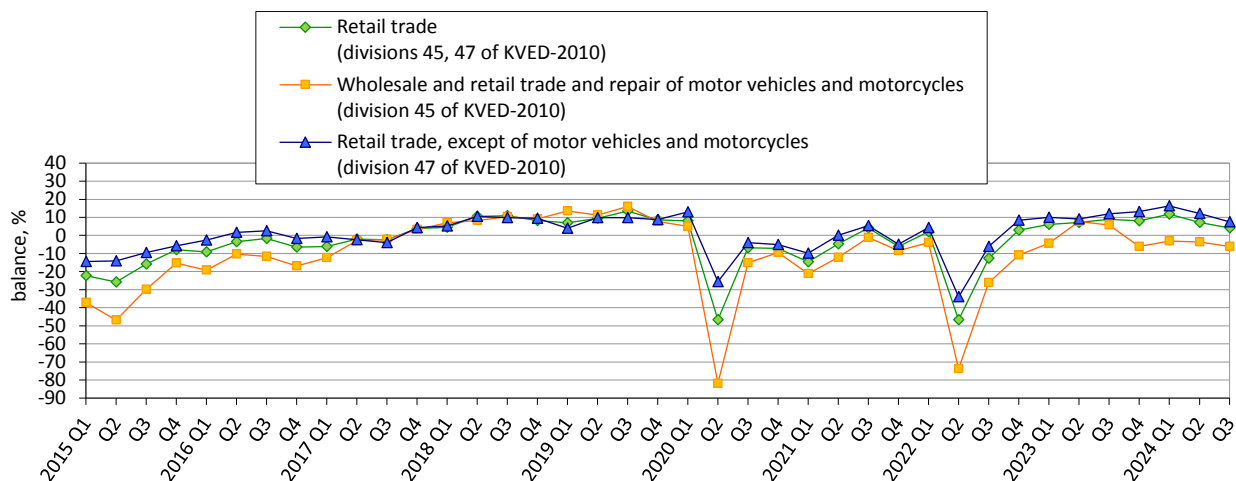


Notes Data exclude the temporarily occupied territory of the Autonomous Republic of Crimea, the city of Sevastopol and a part of temporarily occupied territories in the Donetsk and Luhansk regions, data from II quarter of 2022 exclude the territories which are temporarily occupied by the russian federation and part of territories where the military actions are/were conducted.

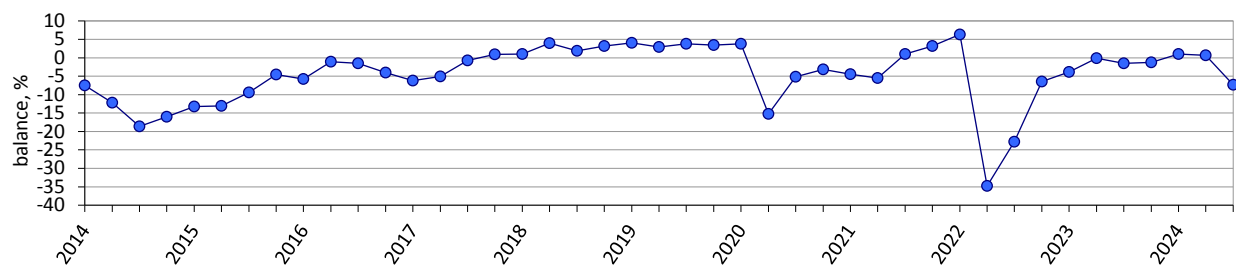
Information for II quarter of 2022 – III quarter of 2024 has been compiled on the basis of reports actually submitted by enterprises.

¹ The indicator is calculated by the method of calculation of indicators of business expectations, approved by order of the SSSU of 03 December, 2021 No 301 (with changes).

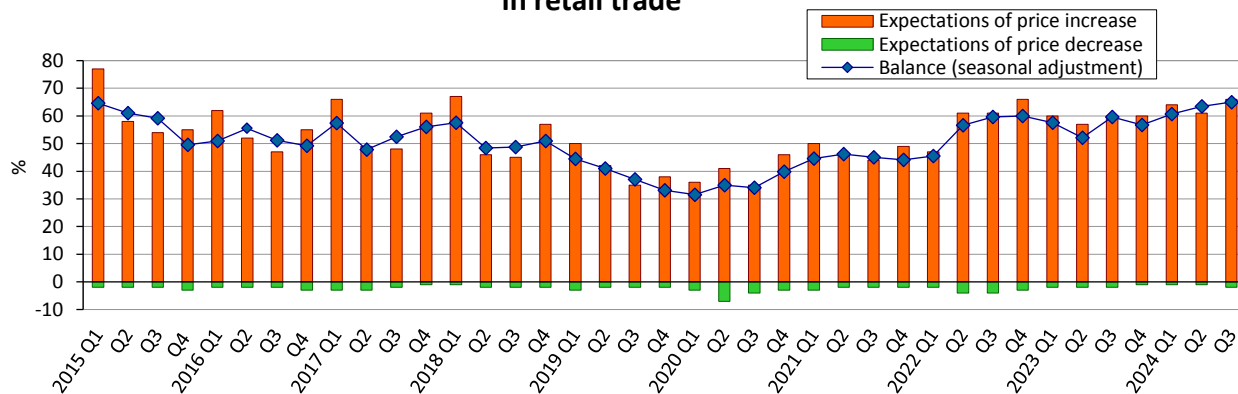
Expected changes in orders placed with suppliers (seasonal adjustment)



Expected changes in employment at retail trade enterprises (seasonal adjustment)



Expected changes in prices of goods in retail trade



Results of the survey of retail trade enterprises in July 2024

(per cent of the total number of surveyed enterprises)

Retail trade (divisions 45, 47 of KVED-2010)	Results of the survey of 376 enterprises							
	How did change sales (turnover) in April-June 2024	increased	remain unchanged	decreased	no response	balance	change of balance over II quarter 2024, pp	
		38	29	33	0	5	1	
	How do you assess current the volume of stock of goods	too large (above normal)	adequate (normal for the season)	too small (below normal)	no stocks of goods	balance	change of balance over II quarter 2024, pp	
		3	90	6	1	-3	0	
	The future development of your business situation is currently	easy to predict	modera- tely easy to predict	modera- tely difficult to predict	difficult to predict	no response	balance	change of balance over II quarter 2024, pp
		1	4	57	38	0	64	1
	How do you expect to change over July-September 2024:	increase	remain unchanged	decrease	no response	balance	change of balance over II quarter 2024, pp	
		orders placed with suppliers	27	51	22	0	5	-9
	sales (turnover)	34	42	24	0	10	-6	
	employment	12	68	20	0	-8	-10	
	prices of goods	66	32	2	0	64	4	

Wholesale and retail trade and repair of motor vehicles and motorcycles (division 45 of KVED-2010)	Results of the survey of 97 enterprises							
	How did change sales (turnover) in April-June 2024	increased	remain unchanged	decreased	no response	balance	change of balance over II quarter 2024, pp	
		38	27	35	0	3	7	
	How do you assess current the volume of stock of goods	too large (above normal)	adequate (normal for the season)	too small (below normal)	no stocks of goods	balance	change of balance over II quarter 2024, pp	
		4	87	7	2	-3	2	
	The future development of your business situation is currently	easy to predict	moderately easy to predict	moderately difficult to predict	difficult to predict	no response	balance	change of balance over II quarter 2024, pp
		1	3	65	31	0	61	-2

Wholesale and retail trade and repair of motor vehicles and motorcycles (division 45 of KVED-2010)							Continued
	How do you expect to change over July-September 2024:	increase	remain unchanged	decrease	no response	balance	<i>change of balance over II quarter 2024, pp</i>
	orders placed with suppliers	26	45	29	0	-3	-25
	sales (turnover)	32	38	30	0	2	-20
	employment	8	70	22	0	-14	-16
	prices of goods	54	43	3	0	51	-2

Retail trade, except of motor vehicles and motorcycles (division 47 of KVED-2010)	<i>Results of the survey of 279 enterprises</i>						
	How did change sales (turnover) in April-June 2024	increased	remain unchanged	decreased	no response	balance	<i>change of balance over II quarter 2024, pp</i>
		38	30	32	0	6	-2
	How do you assess current the volume of stock of goods	too large (above normal)	adequate (normal for the season)	too small (below normal)	no stocks of goods	balance	<i>change of balance over II quarter 2024, pp</i>
		3	91	6	0	-3	1
	The future development of your business situation is currently	easy to predict	moderately easy to predict	moderately difficult to predict	difficult to predict	no response	<i>change of balance over II quarter 2024, pp</i>
		1	5	54	40	0	64
	How do you expect to change over July-September 2024:	increase	remain unchanged	decrease	no response	balance	<i>change of balance over II quarter 2024, pp</i>
		orders placed with suppliers	27	53	20	0	7
		sales (turnover)	34	44	22	0	12
		employment	13	67	20	0	-7
		prices of goods	70	28	2	0	68