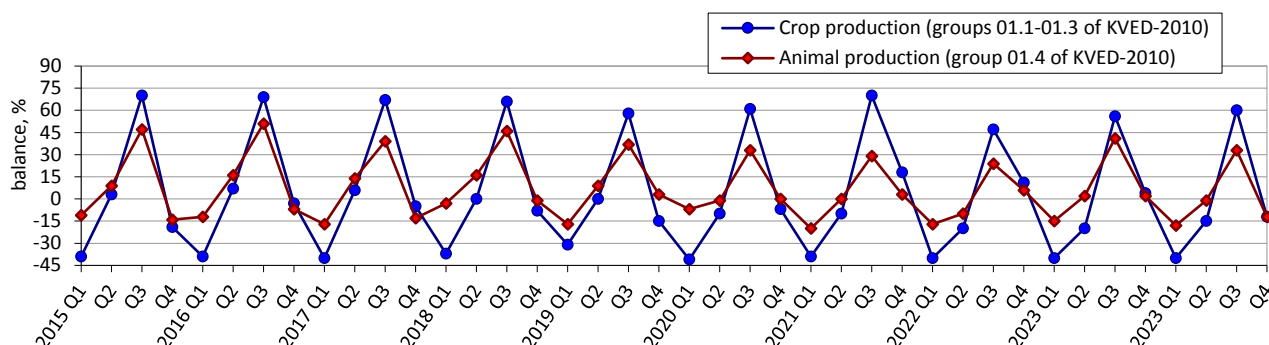
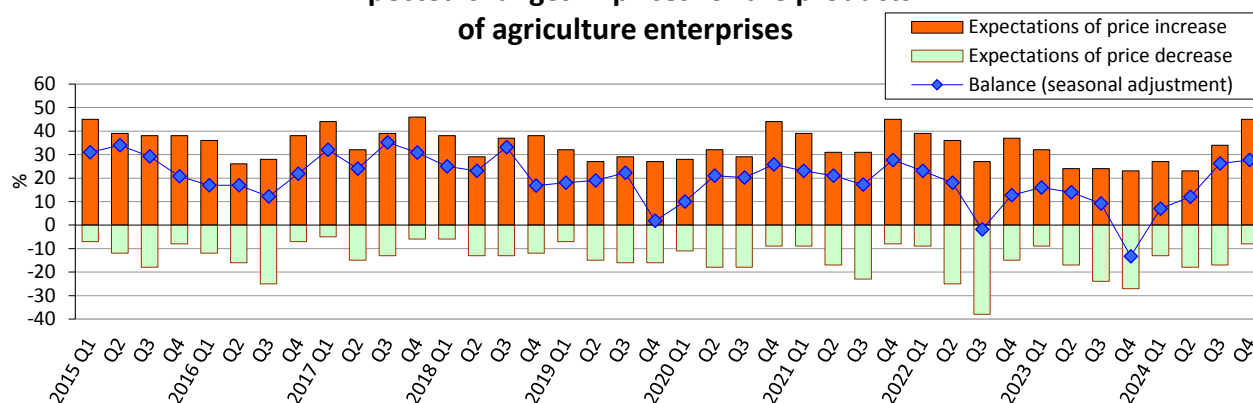


Expectations of agriculture enterprises in IV quarter 2024 regarding the development of their business activity

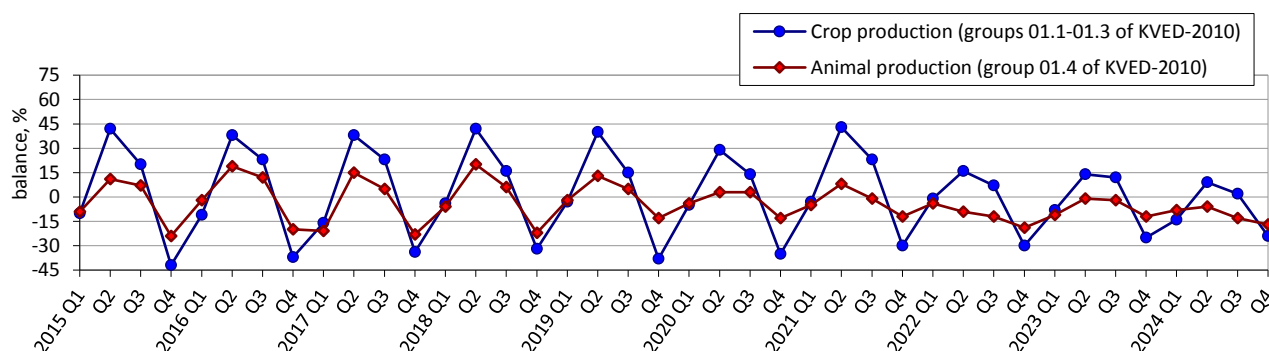
Expected changes of agricultural production



Expected changes in prices for the products of agriculture enterprises

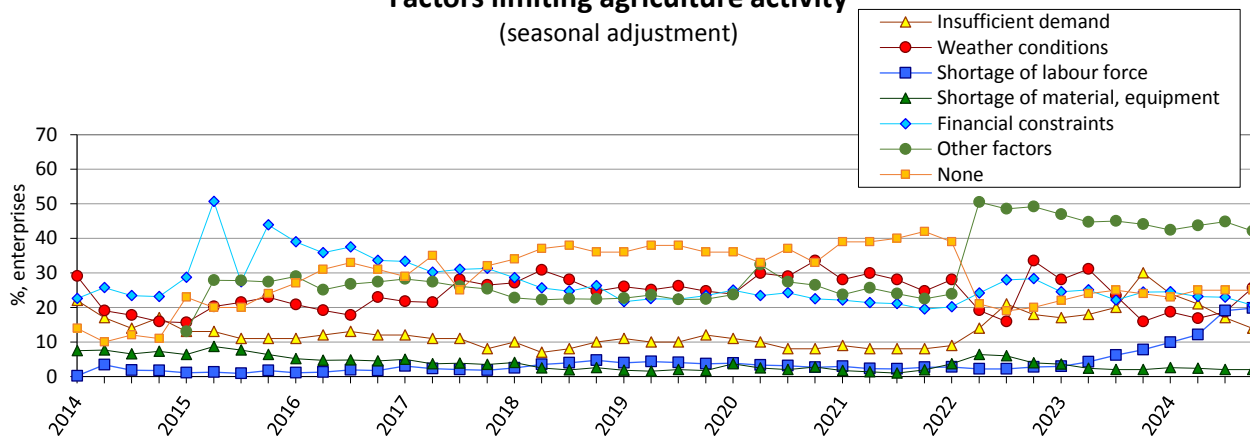


Expected changes in employment at agriculture enterprises



Notes. Data exclude the temporarily occupied territory of the Autonomous Republic of Crimea, the city of Sevastopol and a part of temporarily occupied territories in the Donetsk and Luhansk regions, data from II quarter of 2022 exclude the territories which are temporarily occupied by the russian federation and part of territories where the military actions are/were conducted.

Factors limiting agriculture activity
(seasonal adjustment)



Results of the survey of agriculture enterprises
in October 2024

(per cent of the total number of surveyed enterprises)

Agriculture (division 01, except groups 01.6, 01.7 of KVED-2010)	Results of the survey of 749 enterprises					
	How did change production in July-September 2024	increased	remain unchanged	decreased	no response	balance
		65	25	10	0	55
	How did change of turnover on foreign markets in July-September 2024:	increased	remain unchanged	decreased	no export	balance
	within the EU	21	16	7	56	14
	outside the EU	11	18	5	66	6
	How do you assess your current stocks of products intended for realization	too large (above normal)	adequate (normal for the season)	too small (below normal)	no stocks of products intended for realization	balance
		2	84	11	3	-9
	How do you expect to change over October-December 2024:	increase	remain unchanged	decrease	no response	balance
	production	26	36	38	0	-12
	prices for the products	45	47	8	0	37
	employment	4	70	26	0	-22

Crop production (groups 01.1-01.3 of KVED-2010)	Results of the survey of 532 enterprises						continued
	How did change production in July-September 2024	increased	remain unchanged	decreased	no response	balance	change of balance over III quarter 2024, pp
		70	21	9	0	61	51
	How did change of turnover on foreign markets in July-September 2024:	increased	remain unchanged	decreased	no export	balance	change of balance over III quarter 2024, pp
	within the EU	24	20	7	49	17	13
	outside the EU	13	21	6	60	7	8
	How do you assess your current stocks of products intended for realization	too large (above normal)	adequate (normal for the season)	too small (below normal)	no stocks of products intended for realization	balance	change of balance over III quarter 2024, pp
		1	84	12	3	-11	-1
	How do you expect to change over October-December 2024:	increase	remain unchanged	decrease	no response	balance	change of balance over III quarter 2024, pp
	production	29	30	41	0	-12	-72
	prices for the products	48	46	6	0	42	19
	employment	3	70	27	0	-24	-26

Animal production (group 01.4 of KVED-2010)	Results of the survey of 207 enterprises						
	How did change production in July-September 2024	increased	remain unchanged	decreased	no response	balance	change of balance over III quarter 2024, pp
		55	34	11	0	44	23
	How did change of turnover on foreign markets in July-September 2024:	increased	remain unchanged	decreased	no export	balance	change of balance over III quarter 2024, pp
	within the EU	12	9	4	75	8	6
	outside the EU	4	10	3	83	1	0
	How do you assess your current stocks of products intended for realization	too large (above normal)	adequate (normal for the season)	too small (below normal)	no stocks of products intended for realization	balance	change of balance over III quarter 2024, pp
		3	87	7	3	-4	5

Continued

<i>Animal production (group 01.4 of KVED-2010)</i>	How do you expect to change over October-December 2024:	increase	remain unchanged	decrease	no response	balance	<i>change of balance over III quarter 2024, pp</i>
	production	19	50	31	0	-12	-45
	prices for the products	38	48	14	0	24	20
	employment	6	71	23	0	-17	-4