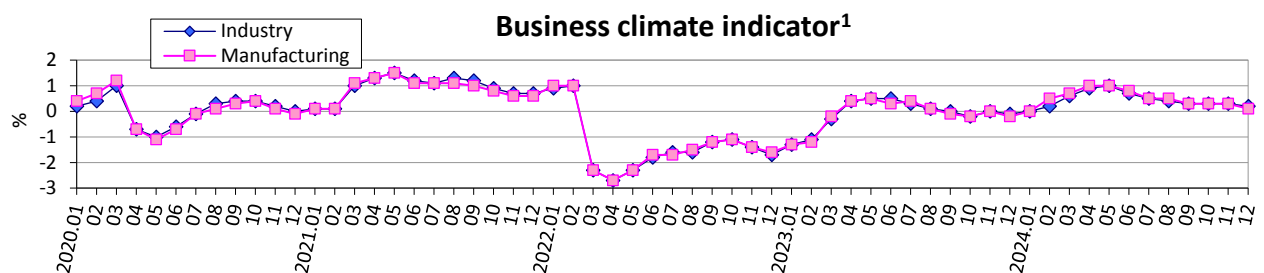
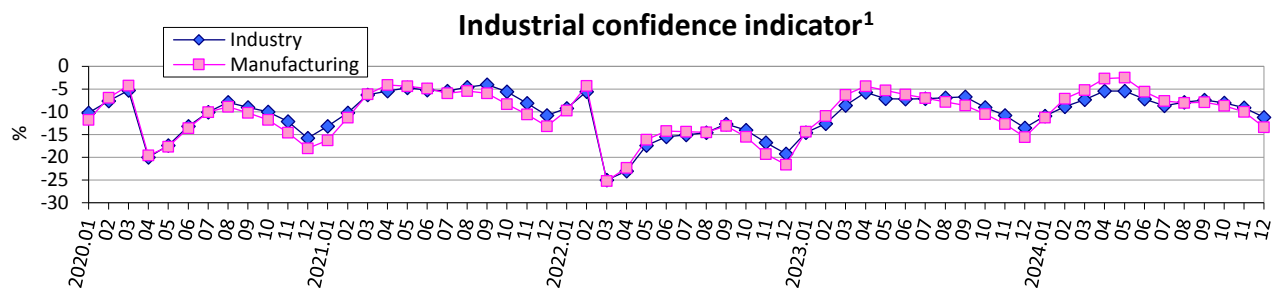
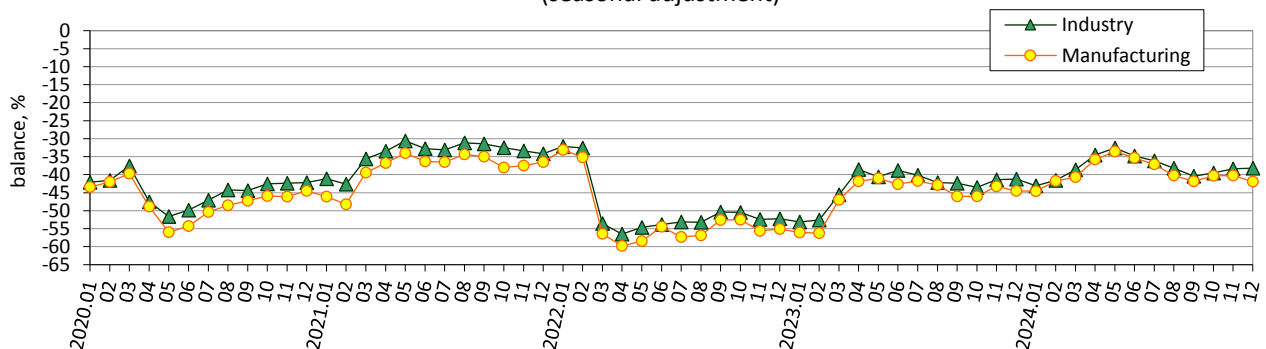


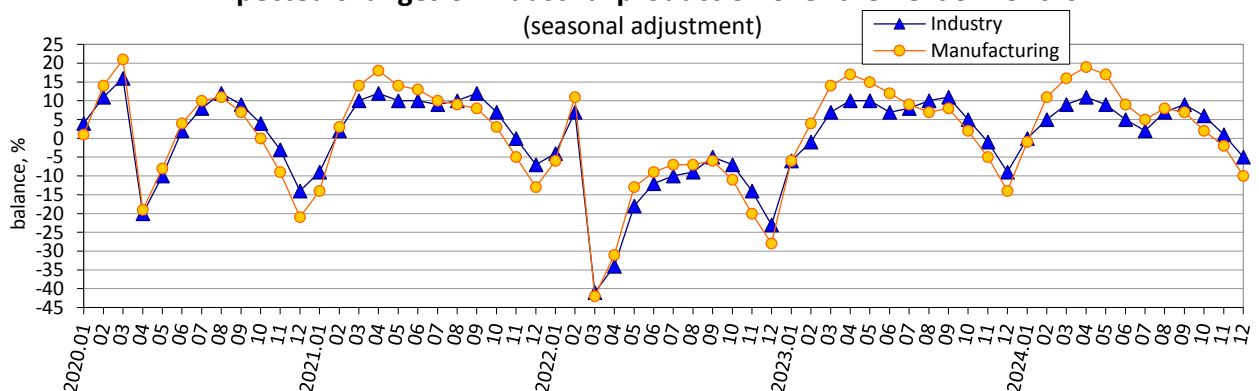
Expectations of industrial enterprises in December 2024 regarding the development of their business activity



Assessment of current order-books (demand) on the industrial production (seasonal adjustment)



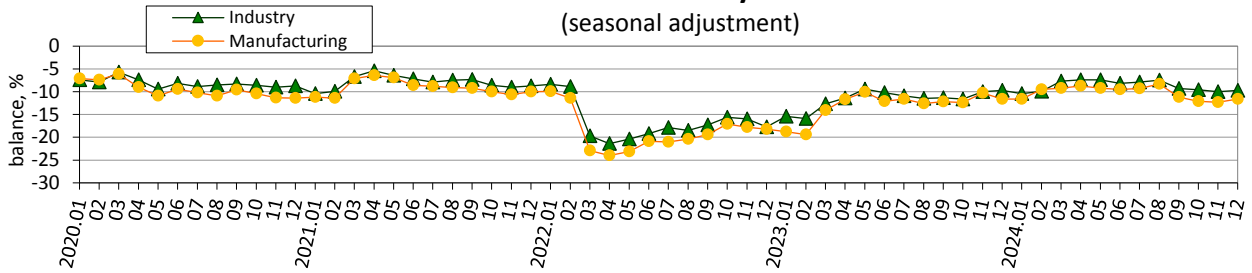
Expected changes of industrial production over the next 3 months (seasonal adjustment)



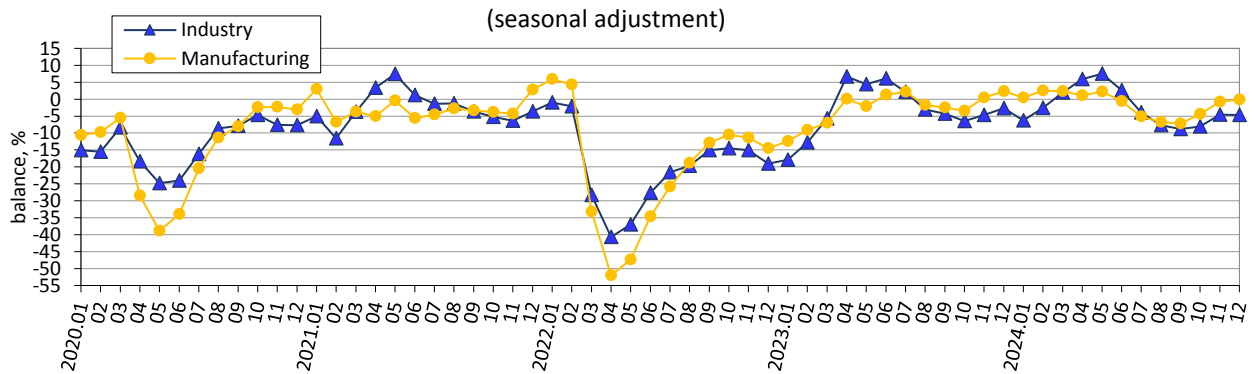
Note. Data exclude the temporarily occupied territory of the Autonomous Republic of Crimea, the city of Sevastopol and a part of temporarily occupied territories in the Donetsk and Luhansk regions, data from March 2022 exclude the territories which are temporarily occupied by the Russian Federation and part of territories where the military actions are/were conducted.

¹ The indicator is calculated by the method of calculation of indicators of business expectations, approved by order of the SSSU of 03 December, 2021 No 301 (with changes).

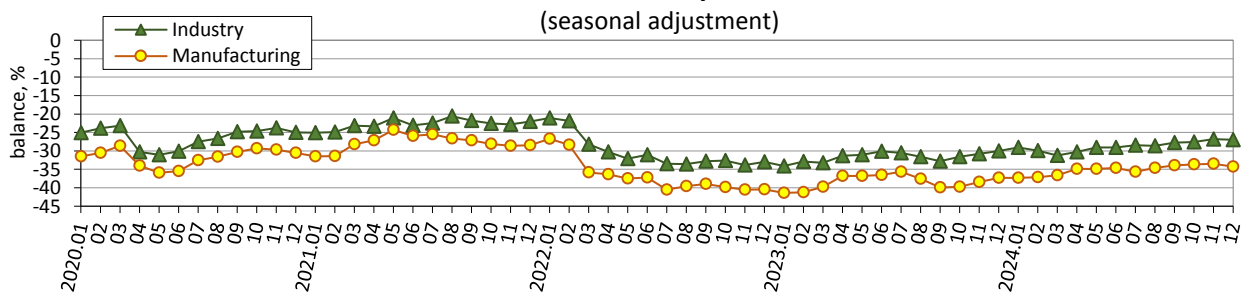
Assessment of current stock of finished products in industry



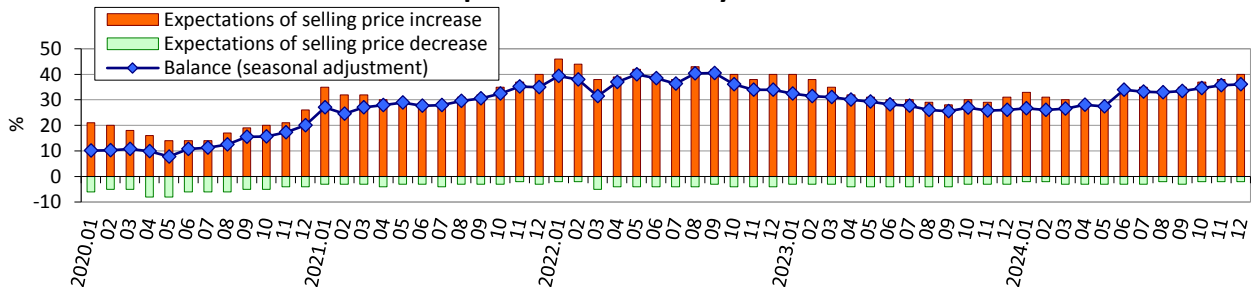
Assessment of industrial production in the past 3 months



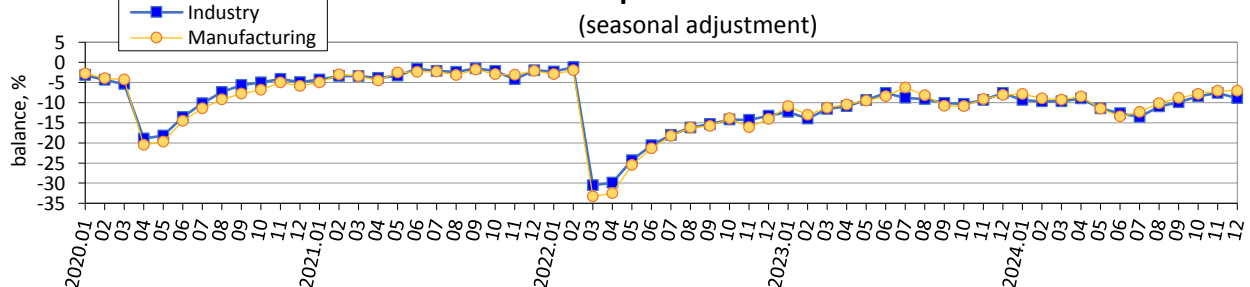
Assessment of current export order-books (export demand) on the industrial production

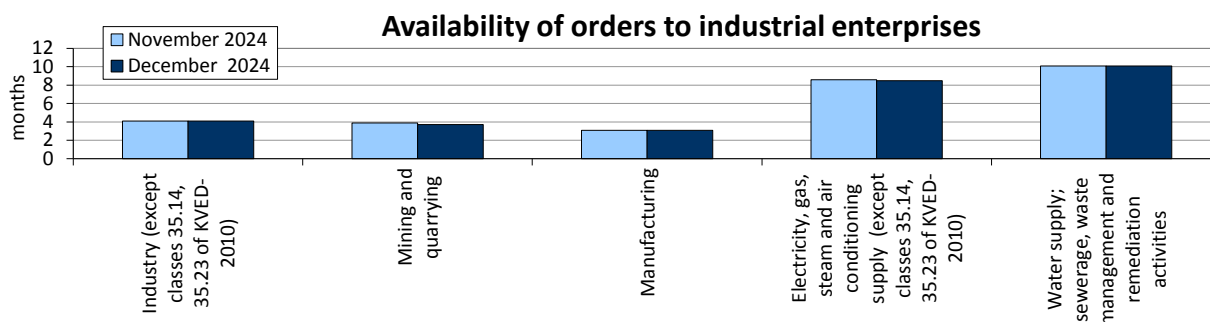


Expected changes in selling prices for the products of industry over the next 3 months



Expected changes in employment at industrial enterprises over the next 3 months





**Results of the survey of industry enterprises
in December 2024**

(per cent of the total number of surveyed enterprises)

Industry (sections B-E except classes 35.14, 35.23 NACE Rev. 2)	Results of the survey of 1108 enterprises							
	How did change in September-November 2024:	increased	remain unchanged	decreased	no response	balance	change of balance over previous month, pp	
	production	26	50	24	0	2	-2	
	total order-books (demand)	23	54	23	0	0	-1	
	How do you assess your current overall order-books (demand)	more than sufficient (above normal)	sufficient (normal for the season)	not sufficient (below normal)	no response	balance	change of balance over previous month, pp	
		2	60	38	0	-36	0	
	How do you assess your current export order-books (export demand)	more than sufficient (above normal)	sufficient (normal for the season)	not sufficient (below normal)	no export	balance	change of balance over previous month, pp	
		0	27	28	45	-28	-1	
	How do you assess your current stocks of finished products	too large (above normal)	adequate (normal for the season)	too small (below normal)	no stocks of finished goods	balance	change of balance over previous month, pp	
		3	59	12	26	-9	0	
	The future development of your business situation is currently	easy to predict	modera- tely easy to predict	modera- tely difficult to predict	difficult to predict	no response	balance	change of balance over previous month, pp
		1	4	53	42	0	66	0
	How do you expect to change over December 2024 — February 2025:	increase	remain unchanged	decrease	no response	balance	change of balance over previous month, pp	
	production	19	57	24	0	-5	-6	
	selling prices for the products	40	58	2	0	38	2	
employment	7	73	20	0	-13	-4		
How do you expect to change export orders (export demand) over December 2024 — February 2025	increase	remain unchanged	decrease	no export	balance	change of balance over previous month, pp		
	7	39	11	43	-4			

Mining and quarrying (section B NACE Rev. 2)	Results of the survey of 54 enterprises							
	How did change in September-November 2024:	increased	remain unchanged	decreased	no response	balance	change of balance over previous month, pp	
	production	24	56	20	0	4	-4	
	total order-books (demand)	15	68	17	0	-2	-3	
	How do you assess your current overall order-books (demand)	more than sufficient (above normal)	sufficient (normal for the season)	not sufficient (below normal)	no response	balance	change of balance over previous month, pp	
		2	48	50	0	-48	-3	
	How do you assess your current export order-books (export demand)	more than sufficient (above normal)	sufficient (normal for the season)	not sufficient (below normal)	no export	balance	change of balance over previous month, pp	
		0	11	19	70	-19	-1	
	How do you assess your current stocks of finished products	too large (above normal)	adequate (normal for the season)	too small (below normal)	no stocks of finished goods	balance	change of balance over previous month, pp	
		7	65	15	13	-8	-1	
	The future development of your business situation is currently	easy to predict	modera- tely easy to predict	modera- tely difficult to predict	difficult to predict	no response	balance	change of balance over previous month, pp
		2	0	46	52	0	73	0
	How do you expect to change over December 2024 — February 2025:	increase	remain unchanged	decrease	no response	balance	change of balance over previous month, pp	
	production	7	61	32	0	-25	-17	
	selling prices for the products	30	63	7	0	23	6	
employment	6	66	28	0	-22	-2		
How do you expect to change export orders (export demand) over December 2024 — February 2025	increase	remain unchanged	decrease	no export	balance	change of balance over previous month, pp		
	2	26	5	67	-3	-2		

Manufacturing (section C NACE Rev. 2)	Results of the survey of 881 enterprises						
	How did change in September-November 2024:	increased	remain unchanged	decreased	no response	balance	change of balance over previous month, pp
	production	24	51	25	0	-1	-4
	total order-books (demand)	21	54	25	0	-4	-4

Continued

Manufacturing (section C NACE Rev. 2)	How do you assess your current overall order-books (demand)	more than sufficient (above normal)		sufficient (normal for the season)		not sufficient (below normal)		no response	balance	change of balance over previous month, pp
		2		59		39		0	-37	0
	How do you assess your current export order-books (export demand)	more than sufficient (above normal)		sufficient (normal for the season)		not sufficient (below normal)		no export	balance	change of balance over previous month, pp
		0		34		34		32	-34	-1
	How do you assess your current stocks of finished products	too large (above normal)		adequate (normal for the season)		too small (below normal)		no stocks of finished goods	balance	change of balance over previous month, pp
		3		68		13		16	-10	1
	The future development of your business situation is currently	easy to predict	modera- tely easy to predict	modera- tely difficult to predict	difficult to predict	no response	balance	change of balance over previous month, pp		
		1	3	55	41	0	66	1		
	How do you expect to change over December 2024 — February 2025:	increase	remain unchanged		decrease	no response	balance	change of balance over previous month, pp		
	production	15	60		25	0	-10	-8		
	selling prices for the products	43	55		2	0	41	2		
	employment	7	73		20	0	-13	-2		
	How do you expect to change export orders (export demand) over December 2024 — February 2025	increase	remain unchanged		decrease	no export	balance	change of balance over previous month, pp		
		8	48		13	31	-5	0		

<i>Electricity, gas, steam and air conditioning supply</i> (section D, except classes 35.14, 35.23 NACE Rev. 2)	<i>Results of the survey of 103 enterprises</i>						
	How did change in September-November 2024:	increased	remain unchanged	decreased	no response	balance	<i>change of balance over previous month, pp</i>
		59	21	20	0	39	19
	total order-books (demand)	53	30	17	0	36	19
	How do you assess your current overall order-books (demand)	more than sufficient (above normal)	sufficient (normal for the season)	not sufficient (below normal)	no response	balance	<i>change of balance over previous month, pp</i>
		2	68	30	0	-28	0
	How do you assess your current export order-books (export demand)	more than sufficient (above normal)	sufficient (normal for the season)	not sufficient (below normal)	no export	balance	<i>change of balance over previous month, pp</i>
		0	1	0	99	0	1

Continued

Electricity, gas, steam and air conditioning supply (section D, except classes 35.14, 35.23 NACE Rev. 2)	How do you assess your current stocks of finished products	too large (above normal)	adequate (normal for the season)	too small (below normal)	no stocks of finished goods	balance	change of balance over previous month, pp	
		0	7	3	90	-3	1	
	The future development of your business situation is currently	easy to predict	moderately easy to predict	moderately difficult to predict	difficult to predict	no response	balance	change of balance over previous month, pp
		1	6	48	45	0	65	0
	How do you expect to change over December 2024 — February 2025:	increase	remain unchanged	decrease	no response	balance	change of balance over previous month, pp	
	production	56	31	13	0	43	-11	
	selling prices for the products	33	66	1	0	32	5	
	employment	8	80	12	0	-4	-13	
	How do you expect to change export orders (export demand) over December 2024 — February 2025	increase	remain unchanged	decrease	no export	balance	change of balance over previous month, pp	
		0	1	0	99	0	0	

Water supply, sewerage, waste management and remediation activities (section E NACE Rev. 2)	Results of the survey of 70 enterprises							
	How did change in September-November 2024:	increased	remain unchanged	decreased	no response	balance	change of balance over previous month, pp	
	production	16	64	20	0	-4	3	
	total order-books (demand)	14	69	17	0	-3	6	
	How do you assess your current overall order-books (demand)	more than sufficient (above normal)	sufficient (normal for the season)	not sufficient (below normal)	no response	balance	change of balance over previous month, pp	
		1	73	26	0	-25	2	
	How do you assess your current export order-books (export demand)	more than sufficient (above normal)	sufficient (normal for the season)	not sufficient (below normal)	no export	balance	change of balance over previous month, pp	
		0	0	1	99	-1	0	
	How do you assess your current stocks of finished products	too large (above normal)	adequate (normal for the season)	too small (below normal)	no stocks of finished goods	balance	change of balance over previous month, pp	
		0	33	0	67	0	0	
	The future development of your business situation is currently	easy to predict	moderately easy to predict	moderately difficult to predict	difficult to predict	no response	balance	change of balance over previous month, pp
		1	3	46	50	0	71	2

Continued

<i>Water supply, sewerage, waste management and remediation activities (section E NACE Rev. 2)</i>	How do you expect to change over December 2024 — February 2025:	increase	remain unchanged	decrease	no response	balance	<i>change of balance over previous month, pp</i>
	production	13	61	26	0	-13	4
	selling prices for the products	31	69	0	0	31	12
	employment	4	79	17	0	-13	-2
	How do you expect to change export orders (export demand) over December 2024 — February 2025	increase	remain unchanged	decrease	no export	balance	<i>change of balance over previous month, pp</i>
		0	1	0	99	0	0