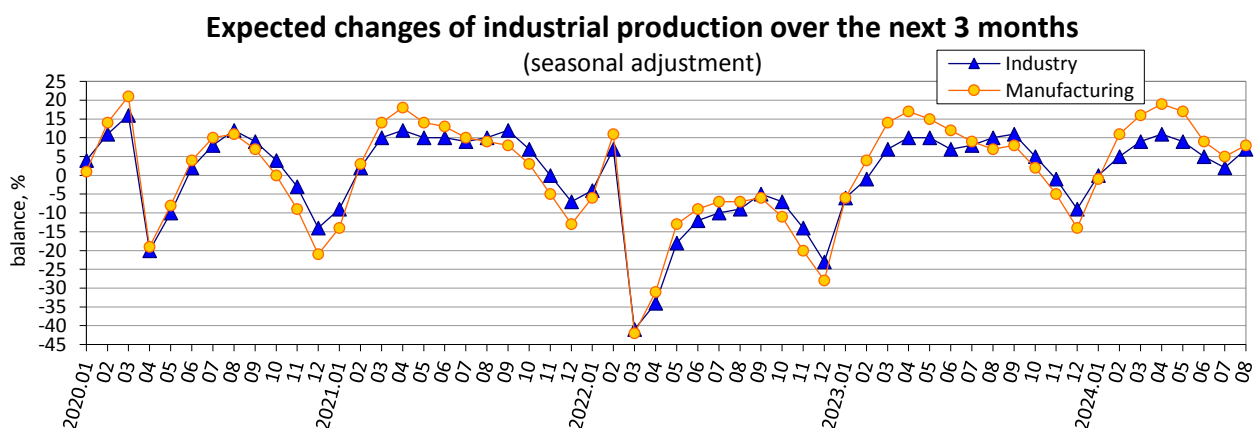
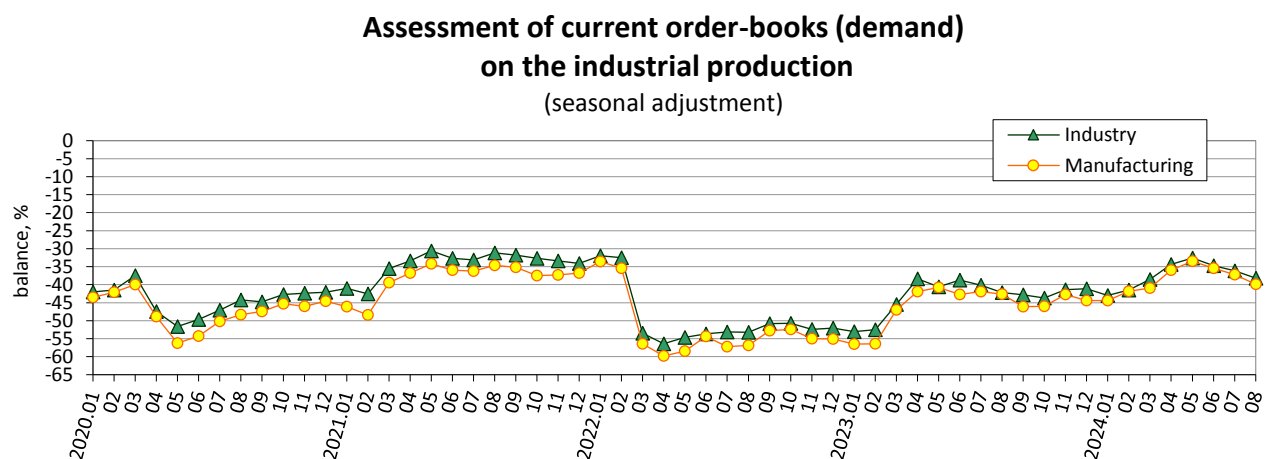
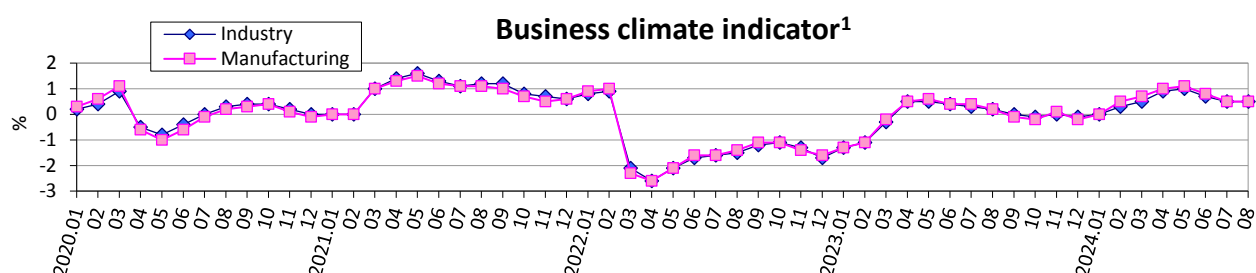
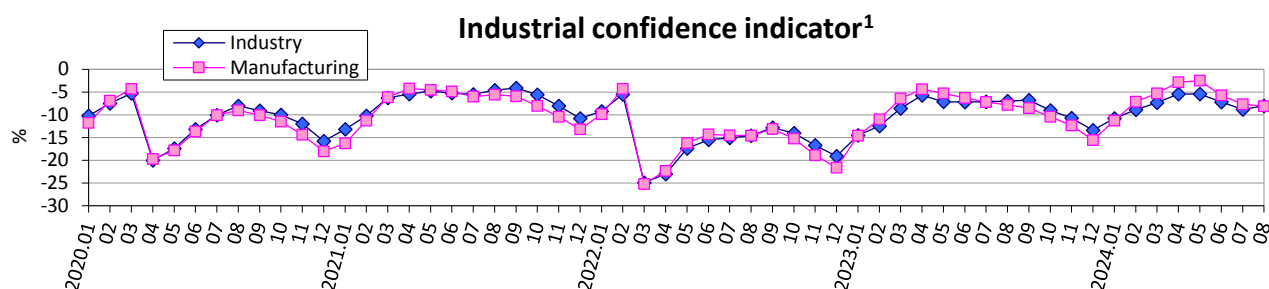


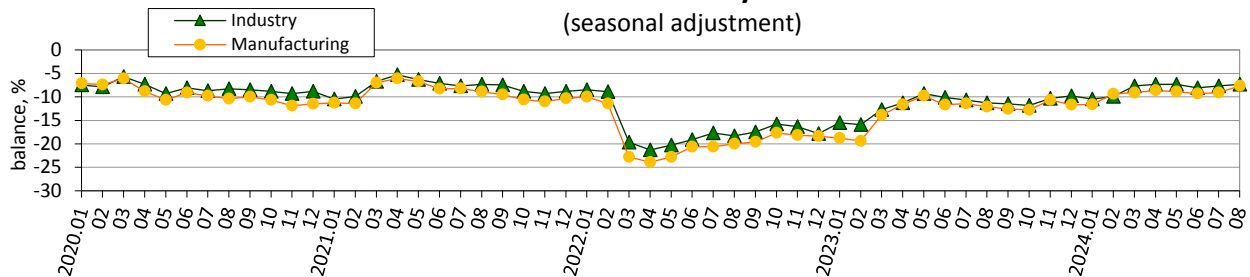
# Expectations of industrial enterprises in August 2024 regarding the development of their business activity



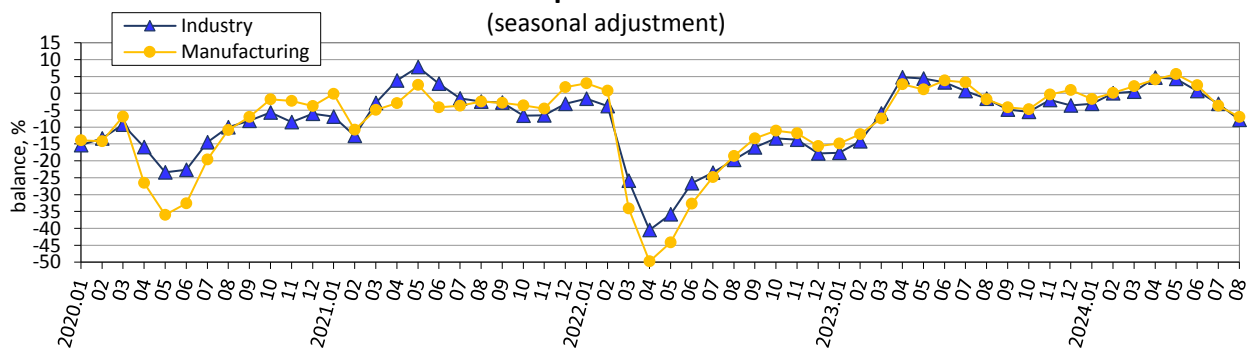
**Note.** Data exclude the temporarily occupied territory of the Autonomous Republic of Crimea, the city of Sevastopol and a part of temporarily occupied territories in the Donetsk and Luhansk regions, data from March 2022 exclude the territories which are temporarily occupied by the Russian Federation and part of territories where the military actions are/were conducted.

<sup>1</sup> The indicator is calculated by the method of calculation of indicators of business expectations, approved by order of the SSSU of 03 December, 2021 No 301 (with changes).

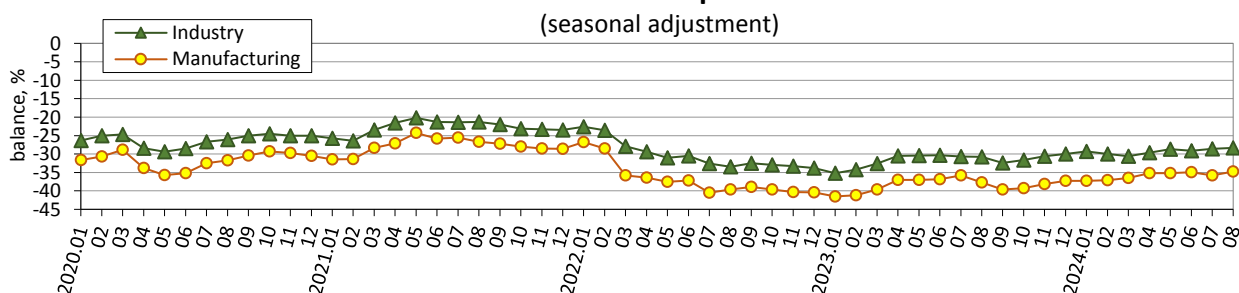
### Assessment of current stock of finished products in industry



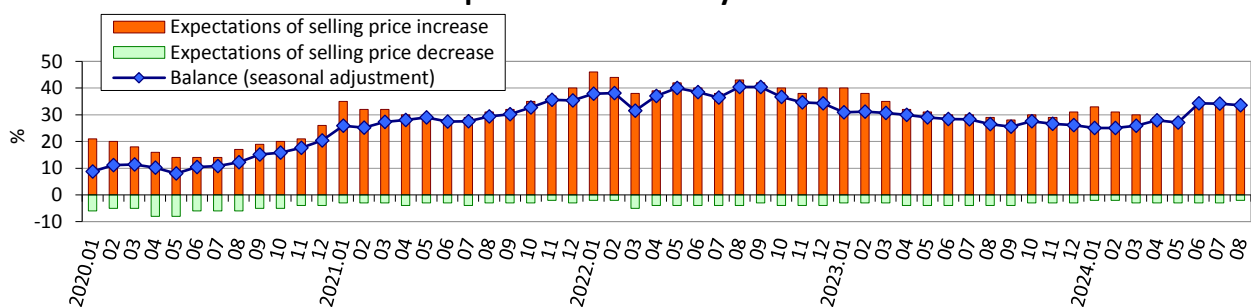
### Assessment of industrial production in the past 3 months



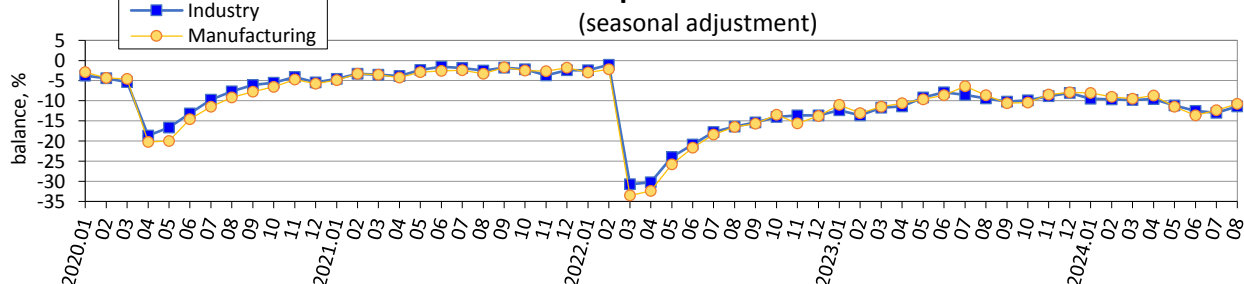
### Assessment of current export order-books (export demand) on the industrial production

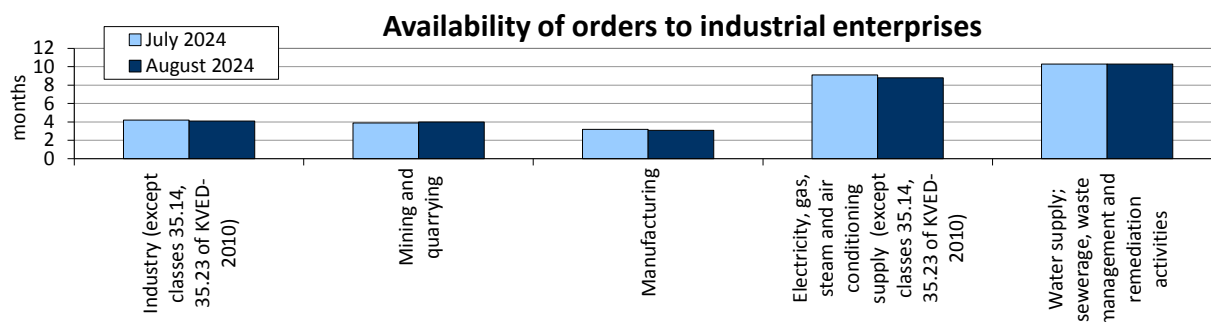


### Expected changes in selling prices for the products of industry over the next 3 months



### Expected changes in employment at industrial enterprises over the next 3 months





**Results of the survey of industry enterprises  
in August 2024**

(per cent of the total number of surveyed enterprises)

Industry (sections B-E except classes 35.14, 35.23 of KVED-2010)	Results of the survey of 1105 enterprises							
	How did change in May-July 2024:	increased	remain unchanged	decreased	no response	balance	change of balance over previous month, pp	
	production	22	52	26	0	-4	0	
	total order-books (demand)	19	57	24	0	-5	0	
	How do you assess your current overall order-books (demand)	more than sufficient (above normal)	sufficient (normal for the season)	not sufficient (below normal)	no response	balance	change of balance over previous month, pp	
		2	57	41	0	-39	-1	
	How do you assess your current export order-books (export demand)	more than sufficient (above normal)	sufficient (normal for the season)	not sufficient (below normal)	no export	balance	change of balance over previous month, pp	
		1	25	30	44	-29	0	
	How do you assess your current stocks of finished products	too large (above normal)	adequate (normal for the season)	too small (below normal)	no stocks of finished goods	balance	change of balance over previous month, pp	
		4	60	11	25	-7	1	
	The future development of your business situation is currently	easy to predict	modera- tely easy to predict	modera- tely difficult to predict	difficult to predict	no response	balance	change of balance over previous month, pp
		1	3	53	43	0	67	1
	How do you expect to change over August-October 2024:	increase	remain unchanged	decrease	no response	balance	change of balance over previous month, pp	
	production	24	59	17	0	7	5	
	selling prices for the products	34	64	2	0	32	0	
employment	9	72	19	0	-10	3		
How do you expect to change export orders (export demand) over August-October 2024	increase	remain unchanged	decrease	no export	balance	change of balance over previous month, pp		
	7	41	8	44	-1	1		

Mining and quarrying (section B of KVED-2010)	Results of the survey of 57 enterprises							
	How did change in May-July 2024:	increased	remain unchanged	decreased	no response	balance	change of balance over previous month, pp	
	production	25	54	21	0	4	15	
	total order-books (demand)	16	59	25	0	-9	3	
	How do you assess your current overall order-books (demand)	more than sufficient (above normal)	sufficient (normal for the season)	not sufficient (below normal)	no response	balance	change of balance over previous month, pp	
		2	44	54	0	-52	-1	
	How do you assess your current export order-books (export demand)	more than sufficient (above normal)	sufficient (normal for the season)	not sufficient (below normal)	no export	balance	change of balance over previous month, pp	
		0	11	19	70	-19	-1	
	How do you assess your current stocks of finished products	too large (above normal)	adequate (normal for the season)	too small (below normal)	no stocks of finished goods	balance	change of balance over previous month, pp	
		9	63	14	14	-5	0	
	The future development of your business situation is currently	easy to predict	modera- tely easy to predict	modera- tely difficult to predict	difficult to predict	no response	balance	change of balance over previous month, pp
		0	0	53	47	0	74	1
	How do you expect to change over August-October 2024:	increase	remain unchanged	decrease	no response	balance	change of balance over previous month, pp	
	production	18	59	23	0	-5	3	
	selling prices for the products	21	68	11	0	10	-2	
employment	2	67	31	0	-29	9		
How do you expect to change export orders (export demand) over August-October 2024	increase	remain unchanged	decrease	no export	balance	change of balance over previous month, pp		
	2	24	7	67	-5	-1		

Manufacturing (section C of KVED-2010)	Results of the survey of 880 enterprises						
	How did change in May-July 2024:	increased	remain unchanged	decreased	no response	balance	change of balance over previous month, pp
	production	24	51	25	0	-1	-2
	total order-books (demand)	21	55	24	0	-3	-2

Continued

Manufacturing (section C of KVED-2010)	How do you assess your current overall order-books (demand)	more than sufficient (above normal)		sufficient (normal for the season)		not sufficient (below normal)		no response	balance	change of balance over previous month, pp
		2		55		43		0	-41	-2
	How do you assess your current export order-books (export demand)	more than sufficient (above normal)		sufficient (normal for the season)		not sufficient (below normal)		no export	balance	change of balance over previous month, pp
		1		31		36		32	-35	2
	How do you assess your current stocks of finished products	too large (above normal)		adequate (normal for the season)		too small (below normal)		no stocks of finished goods	balance	change of balance over previous month, pp
		4		68		12		16	-8	2
	The future development of your business situation is currently	easy to predict	modera- tely easy to predict	modera- tely difficult to predict	difficult to predict	no response	balance	change of balance over previous month, pp		
		1	4	54	41	0	65	0		
	How do you expect to change over August-October 2024:	increase	remain unchanged		decrease	no response	balance	change of balance over previous month, pp		
	production	24	60		16	0	8	3		
	selling prices for the products	38	60		2	0	36	-1		
	employment	9	72		19	0	-10	2		
	How do you expect to change export orders (export demand) over August-October 2024	increase	remain unchanged		decrease	no export	balance	change of balance over previous month, pp		
		9	50		10	31	-1	1		

Electricity, gas, steam and air conditioning supply (section D, except classes 35.14, 35.23 of KVED-2010)	Results of the survey of 99 enterprises						
	How did change in May-July 2024:	increased	remain unchanged	decreased	no response	balance	change of balance over previous month, pp
	production	7	43	50	0	-43	6
	total order-books (demand)	5	53	42	0	-37	4
	How do you assess your current overall order-books (demand)	more than sufficient (above normal)	sufficient (normal for the season)	not sufficient (below normal)	no response	balance	change of balance over previous month, pp
		2	68	30	0	-28	3
	How do you assess your current export order-books (export demand)	more than sufficient (above normal)	sufficient (normal for the season)	not sufficient (below normal)	no export	balance	change of balance over previous month, pp
		0	0	0	100	0	0

Continued

<i>Electricity, gas, steam and air conditioning supply (section D, except classes 35.14, 35.23 of KVED-2010)</i>	<b>How do you assess your current stocks of finished products</b>	too large (above normal)	adequate (normal for the season)	too small (below normal)	no stocks of finished goods	balance	<i>change of balance over previous month, pp</i>
		0	5	3	92	-3	-1
	<b>The future development of your business situation is currently</b>	easy to predict	moderately easy to predict	moderately difficult to predict	difficult to predict	no response	<i>change of balance over previous month, pp</i>
		1	4	46	49	0	69
	<b>How do you expect to change over August-October 2024:</b>	increase	remain unchanged	decrease	no response	balance	<i>change of balance over previous month, pp</i>
	production	32	47	21	0	11	35
	selling prices for the products	17	81	2	0	15	2
	employment	14	72	14	0	0	8
	<b>How do you expect to change export orders (export demand) over August-October 2024</b>	increase	remain unchanged	decrease	no export	balance	<i>change of balance over previous month, pp</i>
		0	0	0	100	0	0

<i>Water supply, sewerage, waste management and remediation activities (section E of KVED-2010)</i>	<i>Results of the survey of 69 enterprises</i>						
	<b>How did change in May-July 2024:</b>	increased	remain unchanged	decreased	no response	balance	<i>change of balance over previous month, pp</i>
	production	20	71	9	0	11	2
	total order-books (demand)	17	76	7	0	10	2
	<b>How do you assess your current overall order-books (demand)</b>	more than sufficient (above normal)	sufficient (normal for the season)	not sufficient (below normal)	no response	balance	<i>change of balance over previous month, pp</i>
		3	68	29	0	-26	-1
	<b>How do you assess your current export order-books (export demand)</b>	more than sufficient (above normal)	sufficient (normal for the season)	not sufficient (below normal)	no export	balance	<i>change of balance over previous month, pp</i>
		0	0	1	99	-1	0
	<b>How do you assess your current stocks of finished products</b>	too large (above normal)	adequate (normal for the season)	too small (below normal)	no stocks of finished goods	balance	<i>change of balance over previous month, pp</i>
		0	30	0	70	0	0
	<b>The future development of your business situation is currently</b>	easy to predict	moderately easy to predict	moderately difficult to predict	difficult to predict	no response	<i>change of balance over previous month, pp</i>
		0	3	45	52	0	73

Continued

<i>Water supply, sewerage, waste management and remediation activities (section E of KVED-2010)</i>	<b>How do you expect to change over August-October 2024:</b>	increase	remain unchanged	decrease	no response	balance	<i>change of balance over previous month, pp</i>
	production	15	68	17	0	-2	-16
	selling prices for the products	16	84	0	0	16	-10
	employment	6	80	14	0	-8	3
	<b>How do you expect to change export orders (export demand) over August-October 2024</b>	increase	remain unchanged	decrease	no export	balance	<i>change of balance over previous month, pp</i>
		0	1	0	99	0	0