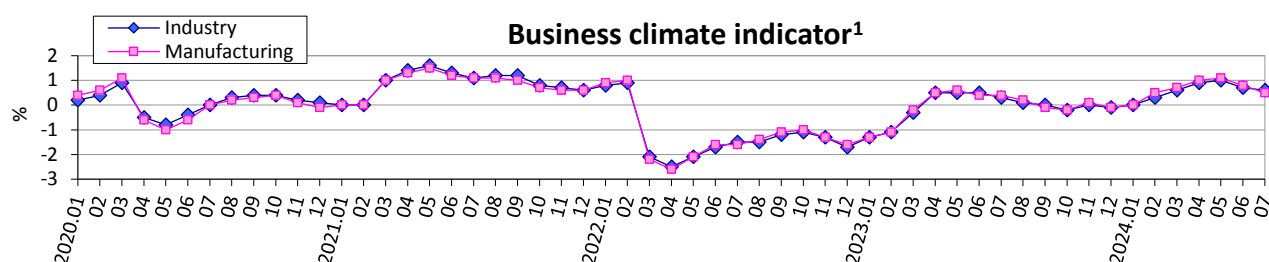
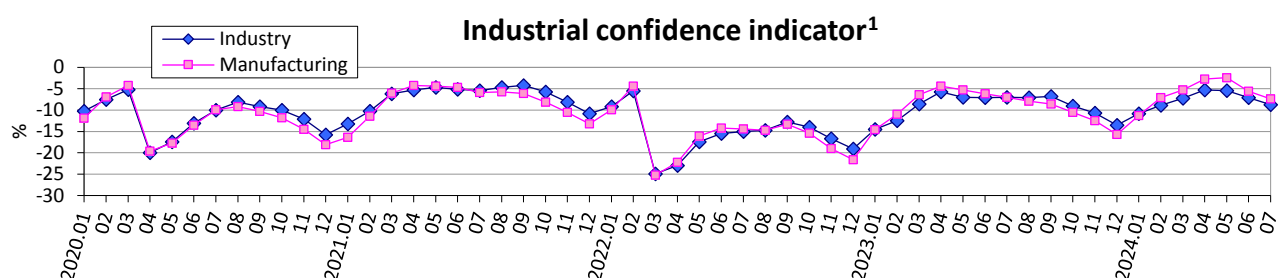
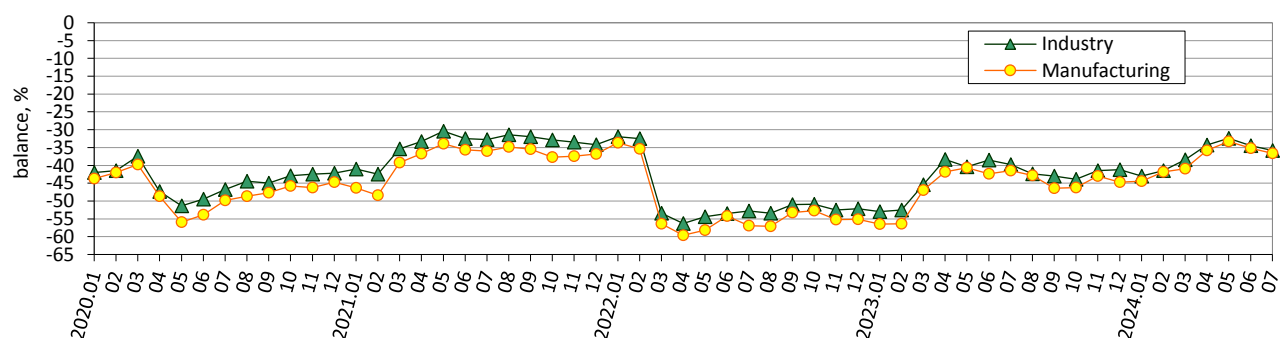


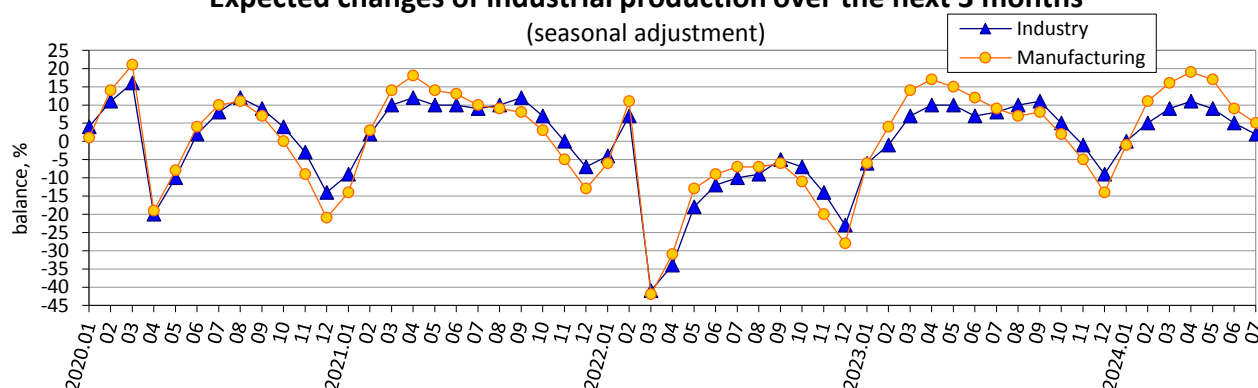
# Expectations of industrial enterprises in July 2024 regarding the development of their business activity



## Assessment of current order-books (demand) on the industrial production (seasonal adjustment)



## Expected changes of industrial production over the next 3 months (seasonal adjustment)

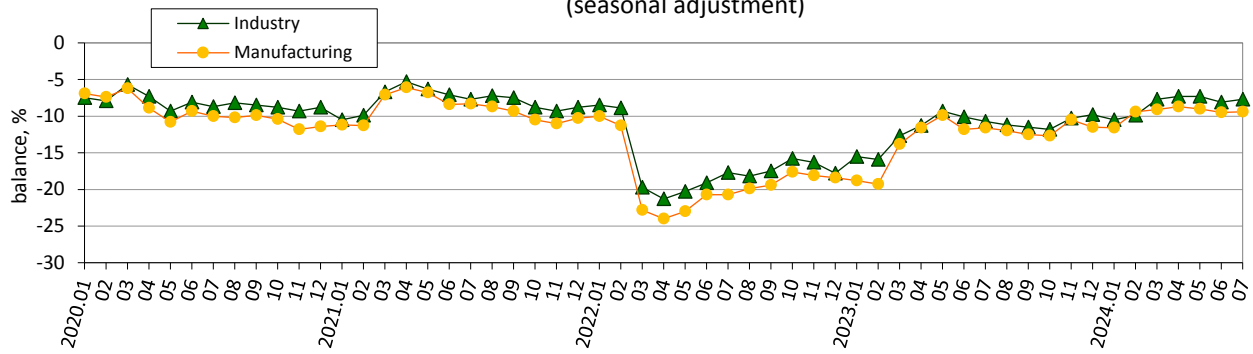


**Notes.** Data exclude the temporarily occupied territory of the Autonomous Republic of Crimea, the city of Sevastopol and a part of temporarily occupied territories in the Donetsk and Luhansk regions, data from March 2022 exclude the territories which are temporarily occupied by the russian federation and part of territories where the military actions are/were conducted.

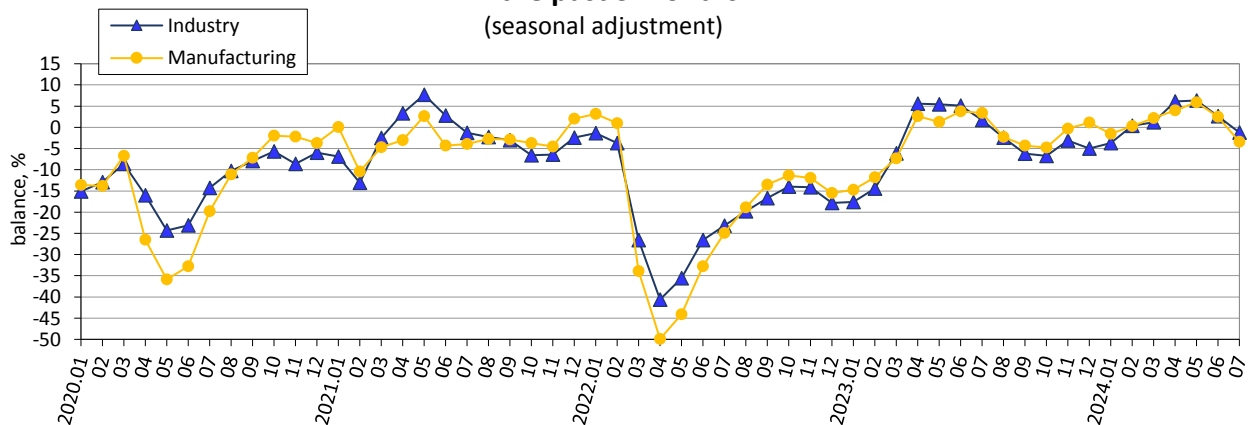
Information from March 2022 to July 2024 has been compiled on the basis of reports actually submitted by enterprises.

<sup>1</sup> The indicator is calculated by the method of calculation of indicators of business expectations, approved by order of the SSSU of 03 December, 2021 No 301 (with changes).

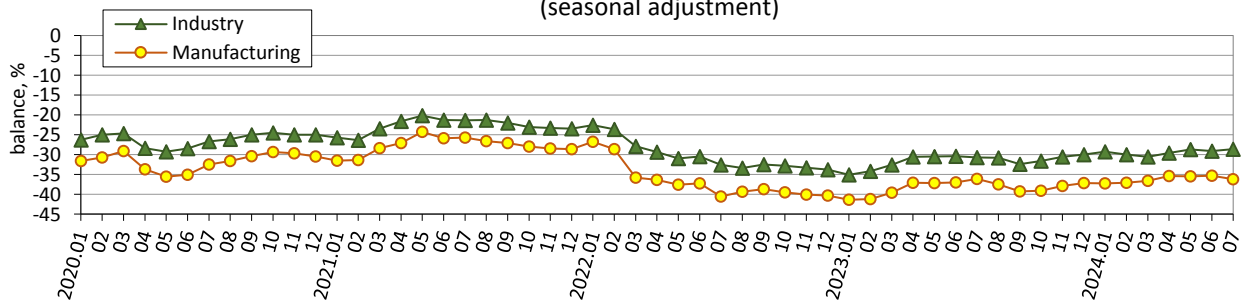
**Assessment of current stock of finished products  
in industry**  
(seasonal adjustment)



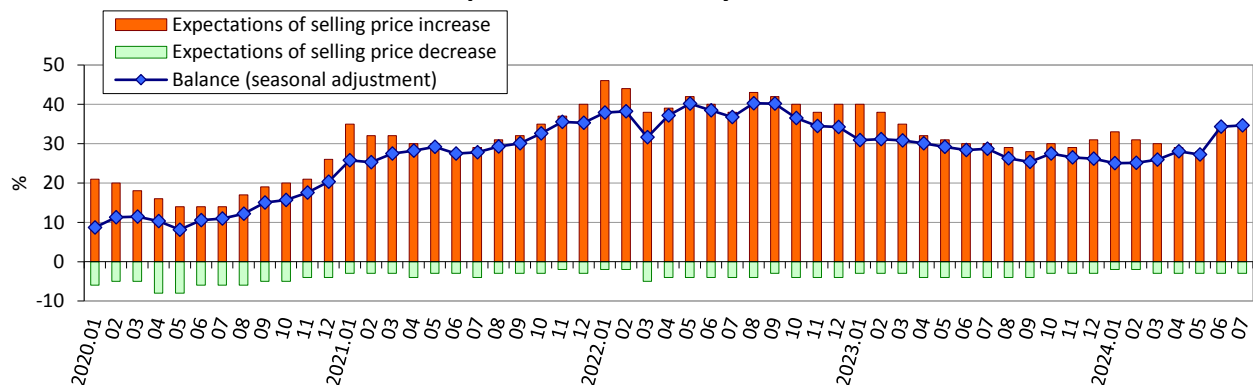
**Assessment of industrial production  
in the past 3 months**  
(seasonal adjustment)



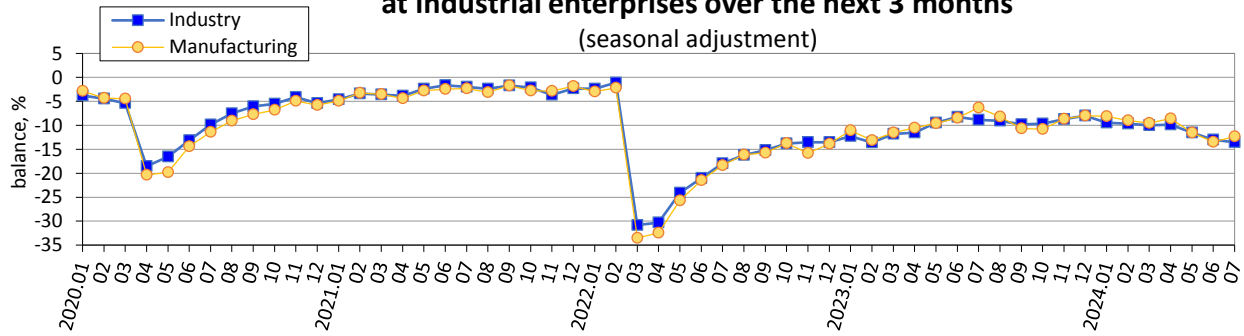
**Assessment of current export order-books (export demand)  
on the industrial production**  
(seasonal adjustment)



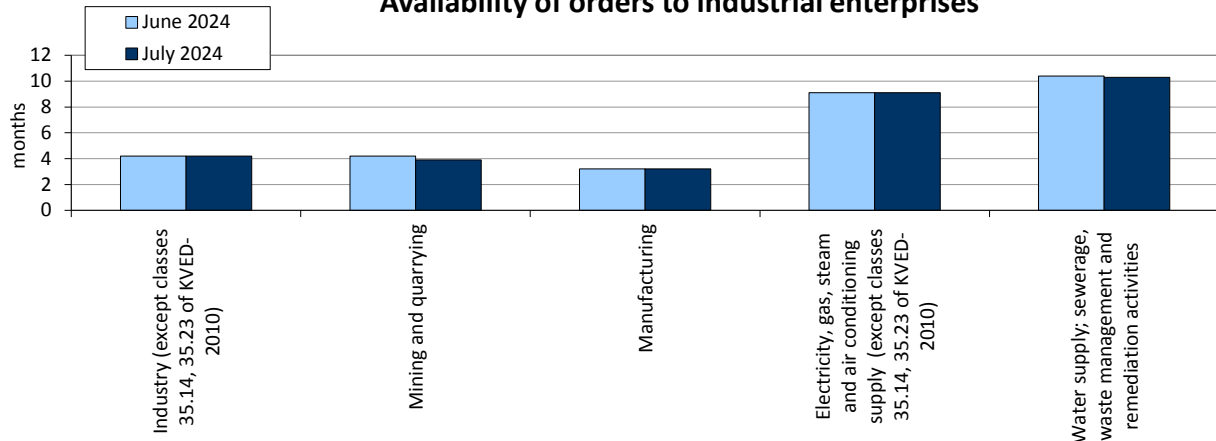
**Expected changes in selling prices  
for the products of industry over the next 3 months**



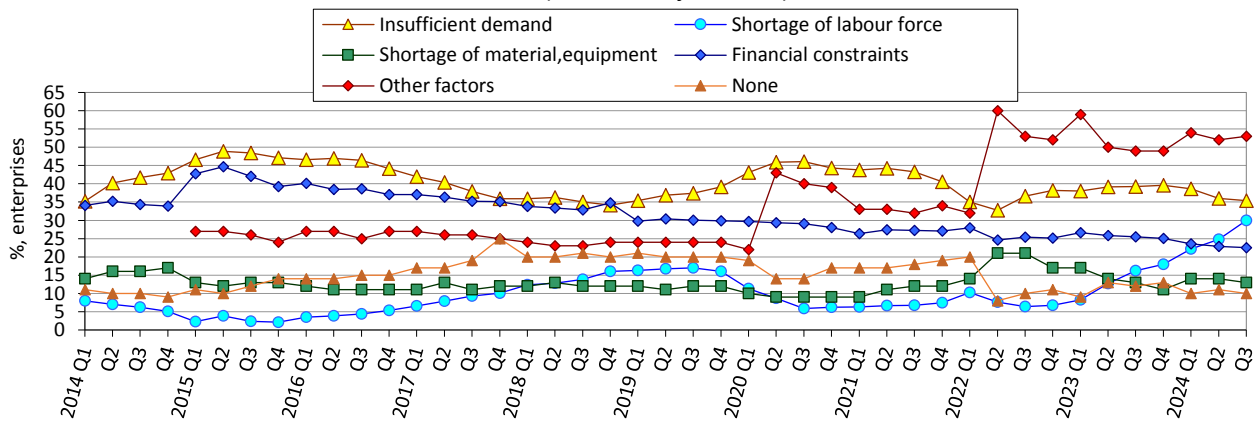
**Expected changes in employment  
at industrial enterprises over the next 3 months**  
(seasonal adjustment)



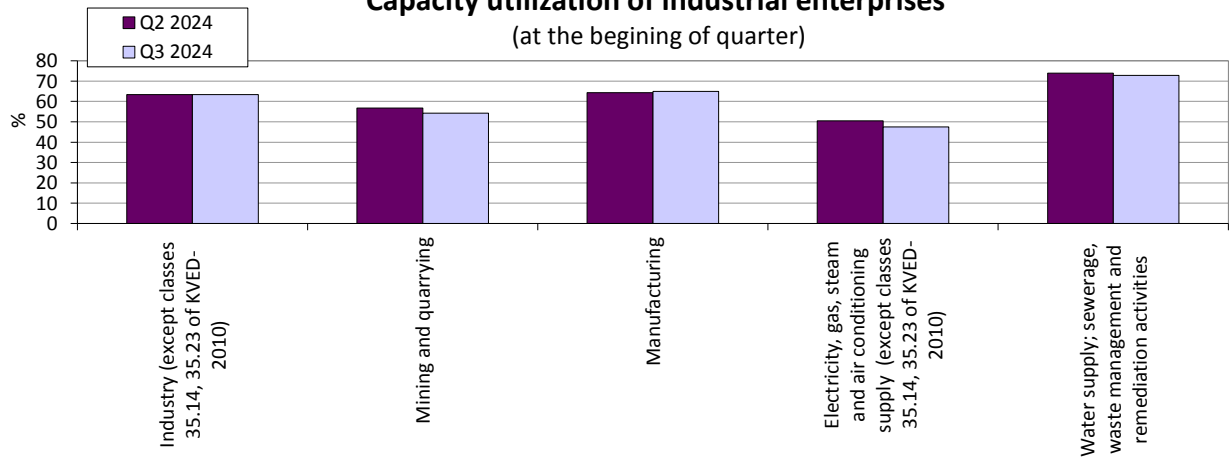
**Availability of orders to industrial enterprises**



**Factors limiting production**  
(seasonal adjustment)



**Capacity utilization of industrial enterprises**  
(at the beginning of quarter)



# Results of the survey of industry enterprises in July 2024

(per cent of the total number of surveyed enterprises)

Industry (sections B-E except classes 35.14, 35.23 of KVED-2010)	Results of the survey of 1093 enterprises									
	How did change in April-June 2024:	increased		remain unchanged		decreased		no response	balance	change of balance over previous month, pp
	production	23		49		27		1	-4	-3
	total order-books (demand)	20		54		25		1	-5	-2
	How do you assess your current overall order-books (demand)	more than sufficient (above normal)		sufficient (normal for the season)		not sufficient (below normal)		no response	balance	change of balance over previous month, pp
		2		57		40		1	-38	0
	How do you assess your current export order-books (export demand)	more than sufficient (above normal)		sufficient (normal for the season)		not sufficient (below normal)		no export	balance	change of balance over previous month, pp
		1		25		30		44	-29	0
	How do you assess your current stocks of finished products	too large (above normal)		adequate (normal for the season)		too small (below normal)		no stocks of finished goods	balance	change of balance over previous month, pp
		3		60		11		26	-8	1
	The future development of your business situation is currently	easy to predict		modera- tely easy to predict	modera- tely difficult to predict	difficult to predict		no response	balance	change of balance over previous month, pp
		1		3	53	42		1	66	-1
	How do you expect to change over July-September 2024:	increase		remain unchanged		decrease		no response	balance	change of balance over previous month, pp
	production	21		60		19		0	2	-3
	selling prices for the products	35		61		3		1	32	0
	employment	7		72		20		1	-13	-1
How do you expect to change export orders (export demand) over July-September 2024	increase		remain unchanged		decrease		no export	balance	change of balance over previous month, pp	
	7		40		9		44	-2	-1	
How do you assess your current production capacity, considering your current order books and the expected change in demand over July-September 2024	more than sufficient		sufficient		not sufficient		no response	balance	change of balance over previous quarter, pp	
	12		73		14		1	-2	-2	

<i>Industry (sections B-E except classes 35.14, 35.23 of KVED-2010)</i>	<b>How did change competitive position on the domestic market in April-June 2024</b>	improved	remained unchanged	deterio- rated	no response	balance	<i>change of balance over previous quarter, pp</i>
		4	86	9	1	-5	-1
	<b>How did change competitive position on foreign markets in April-June 2024:</b>	improved	remained unchanged	deterio- rated	no export	balance	<i>change of balance over previous quarter, pp</i>
	inside the EU	2	44	7	47	-5	0
	outside the EU	1	43	6	50	-5	-2

Mining and quarrying (section B of KVED-2010)	Results of the survey of 55 enterprises													
	How did change in April-June 2024:	increased		remain unchanged		decreased		no response		balance		change of balance over previous month, pp		
		production		22		45		33		0		-11		-14
		total order-books (demand)		15		58		27		0		-12		-2
	How do you assess your current overall order-books (demand)	more than sufficient (above normal)		sufficient (normal for the season)		not sufficient (below normal)		no response		balance		change of balance over previous month, pp		
		2		45		53		0		-51		-4		
	How do you assess your current export order-books (export demand)	more than sufficient (above normal)		sufficient (normal for the season)		not sufficient (below normal)		no export		balance		change of balance over previous month, pp		
		0		11		18		71		-18		2		
	How do you assess your current stocks of finished products	too large (above normal)		adequate (normal for the season)		too small (below normal)		no stocks of finished goods		balance		change of balance over previous month, pp		
		9		62		14		15		-5		6		
	The future development of your business situation is currently	easy to predict		moderately easy to predict		moderately difficult to predict		difficult to predict		no response		balance		change of balance over previous month, pp
		0		0		54		46		0		73		-1
	How do you expect to change over July-September 2024:	increase		remain unchanged		decrease		no response		balance		change of balance over previous month, pp		
		production		18		56		26		0		-8		-13
		selling prices for the products		25		62		13		0		12		-2
	employment		0		62		38		0		-38		-16	
How do you expect to change export orders (export demand) over July-September 2024	increase		remain unchanged		decrease		no export		balance		change of balance over previous month, pp			
	2		27		6		65		-4		-3			

Continued

Mining and quarrying (section B of KVED-2010)	How do you assess your current production capacity, considering your current order books and the expected change in demand over July-September 2024	more than sufficient	sufficient	not sufficient	no response	balance	change of balance over previous quarter, pp
		11	71	16	2	-5	5
	How did change competitive position on the domestic market in April-June 2024	improved	remained unchanged	deterio-rated	no response	balance	change of balance over previous quarter, pp
		0	86	12	2	-12	-8
	How did change competitive position on foreign markets in April-June 2024:	improved	remained unchanged	deterio-rated	no export	balance	change of balance over previous quarter, pp
		inside the EU	0	29	2	69	-2
	outside the EU	0	24	2	74	-2	1

Manufacturing (section C of KVED-2010)	Results of the survey of 870 enterprises													
	How did change in April-June 2024:	increased		remain unchanged		decreased		no response		balance		change of balance over previous month, pp		
	production	26		49		25		0		1		-4		
	total order-books (demand)	22		54		23		1		-1		-3		
	How do you assess your current overall order-books (demand)	more than sufficient (above normal)		sufficient (normal for the season)		not sufficient (below normal)		no response		balance		change of balance over previous month, pp		
		2		56		41		1		-39		0		
	How do you assess your current export order-books (export demand)	more than sufficient (above normal)		sufficient (normal for the season)		not sufficient (below normal)		no export		balance		change of balance over previous month, pp		
		0		31		37		32		-37		-2		
	How do you assess your current stocks of finished products	too large (above normal)		adequate (normal for the season)		too small (below normal)		no stocks of finished goods		balance		change of balance over previous month, pp		
		3		68		13		16		-10		0		
	The future development of your business situation is currently	easy to predict		modera- tely easy to predict		modera- tely difficult to predict		difficult to predict		no response		balance		change of balance over previous month, pp
		1		3		55		40		1		65		0
	How do you expect to change over July-September 2024:	increase		remain unchanged		decrease		no response		balance		change of balance over previous month, pp		
		23		59		18		0		5		-4		
		39		58		2		1		37		2		
		9		70		21		0		-12		0		

Continued

Manufacturing (section C of KVED-2010)	How do you expect to change export orders (export demand) over July-September 2024	increase	remain unchanged	decrease	no export	balance	change of balance over previous month, pp
		9	48	11	32	-2	-1
	How do you assess your current production capacity, considering your current order books and the expected change in demand over July-September 2024	more than sufficient	sufficient	not sufficient	no response	balance	change of balance over previous quarter, pp
		12	74	12	2	0	-2
	How did change competitive position on the domestic market in April-June 2024	improved	remained unchanged	deterio- rated	no response	balance	change of balance over previous quarter, pp
		4	84	10	2	-6	-1
	How did change competitive position on foreign markets in April-June 2024:	improved	remained unchanged	deterio- rated	no export	balance	change of balance over previous quarter, pp
		inside the EU	2	53	9	36	-7
	outside the EU	1	52	8	39	-7	-3

Electricity, gas, steam and air conditioning supply (section D, except classes 35.14, 35.23 of KVED-2010)	Results of the survey of 100 enterprises														
	How did change in April-June 2024:	increased		remain unchanged		decreased		no response		balance		change of balance over previous month, pp			
		production		7		37		56		0		-49		12	
		total order-books (demand)		7		45		48		0		-41		9	
	How do you assess your current overall order-books (demand)	more than sufficient (above normal)		sufficient (normal for the season)		not sufficient (below normal)		no response		balance		change of balance over previous month, pp			
		2		65		33		0		-31		0			
	How do you assess your current export order-books (export demand)	more than sufficient (above normal)		sufficient (normal for the season)		not sufficient (below normal)		no export		balance		change of balance over previous month, pp			
		0		0		0		100		0		0			
	How do you assess your current stocks of finished products	too large (above normal)		adequate (normal for the season)		too small (below normal)		no stocks of finished goods		balance		change of balance over previous month, pp			
		0		8		2		90		-2		0			
	The future development of your business situation is currently	easy to predict		moderately easy to predict		moderately difficult to predict		difficult to predict		no response		balance		change of balance over previous month, pp	
		1		4		45		50		0		70		1	

Continued

<i>Electricity, gas, steam and air conditioning supply (section D, except classes 35.14, 35.23 of KVED-2010)</i>	<b>How do you expect to change over July-September 2024:</b>	increase	remain unchanged	decrease	no response	balance	<i>change of balance over previous month, pp</i>
	production	7	62	31	0	-24	14
	selling prices for the products	15	83	2	0	13	-6
	employment	2	88	10	0	-8	7
	<b>How do you expect to change export orders (export demand) over July-September 2024</b>	increase	remain unchanged	decrease	no export	balance	<i>change of balance over previous month, pp</i>
		0	0	0	100	0	0
	<b>How do you assess your current production capacity, considering your current order books and the expected change in demand over July-September 2024</b>	more than sufficient	sufficient	not sufficient	no response	balance	<i>change of balance over previous quarter, pp</i>
		11	65	22	2	-11	-1
	<b>How did change competitive position on the domestic market in April-June 2024</b>	improved	remained unchanged	deteriorated	no response	balance	<i>change of balance over previous quarter, pp</i>
		0	92	7	1	-7	-2
	<b>How did change competitive position on foreign markets in April-June 2024:</b>	improved	remained unchanged	deteriorated	no export	balance	<i>change of balance over previous quarter, pp</i>
	inside the EU	0	0	0	100	0	-1
	outside the EU	0	0	0	100	0	-2

<i>Water supply, sewerage, waste management and remediation activities (section E of KVED-2010)</i>	<i>Results of the survey of 68 enterprises</i>						
	<b>How did change in April-June 2024:</b>	increased	remain unchanged	decreased	no response	balance	<i>change of balance over previous month, pp</i>
	production	21	67	12	0	9	13
	total order-books (demand)	18	72	10	0	8	12
	<b>How do you assess your current overall order-books (demand)</b>	more than sufficient (above normal)	sufficient (normal for the season)	not sufficient (below normal)	no response	balance	<i>change of balance over previous month, pp</i>
		3	69	28	0	-25	-1
	<b>How do you assess your current export order-books (export demand)</b>	more than sufficient (above normal)	sufficient (normal for the season)	not sufficient (below normal)	no export	balance	<i>change of balance over previous month, pp</i>
		0	0	1	99	-1	0



Water supply, sewerage, waste management and remediation activities (section E of KVED-2010)	How do you assess your current stocks of finished products	too large (above normal)		adequate (normal for the season)		too small (below normal)		no stocks of finished goods		balance		change of balance over previous month, pp
		0		29		0		71		0		0
	The future development of your business situation is currently	easy to predict	moderately easy to predict	moderately difficult to predict	difficult to predict	no response		balance		change of balance over previous month, pp		
		0	2	47	51	0		74		1		
	How do you expect to change over July-September 2024:	increase		remain unchanged		decrease		no response		balance		change of balance over previous month, pp
	production	20		74		6		0		14		3
	selling prices for the products	26		74		0		0		26		1
	employment	5		79		16		0		-11		-1
	How do you expect to change export orders (export demand) over July-September 2024	increase		remain unchanged		decrease		no export		balance		change of balance over previous month, pp
		0		1		0		99		0		0
	How do you assess your current production capacity, considering your current order books and the expected change in demand over July-September 2024	more than sufficient		sufficient		not sufficient		no response		balance		change of balance over previous quarter, pp
		9		76		15		0		-6		-9
	How did change competitive position on the domestic market in April-June 2024	improved		remained unchanged		deteriorated		no response		balance		change of balance over previous quarter, pp
		2		95		3		0		-1		0
How did change competitive position on foreign markets in April-June 2024:	improved		remained unchanged		deteriorated		no export		balance		change of balance over previous quarter, pp	
inside the EU	0		1		0		99		0		0	
outside the EU	0		0		0		100		0		0	