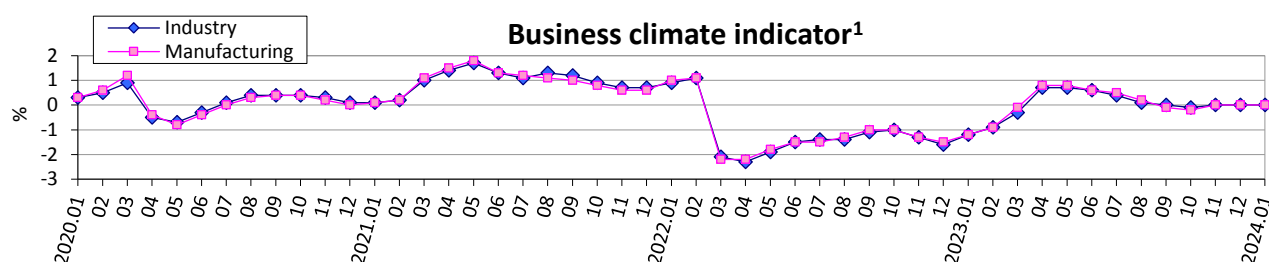
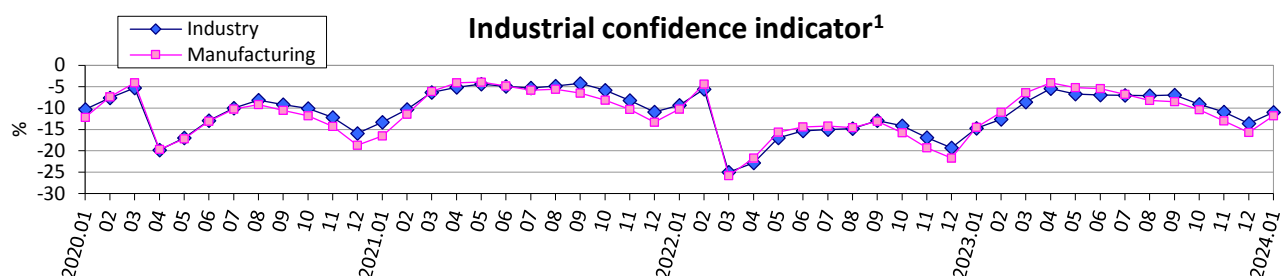
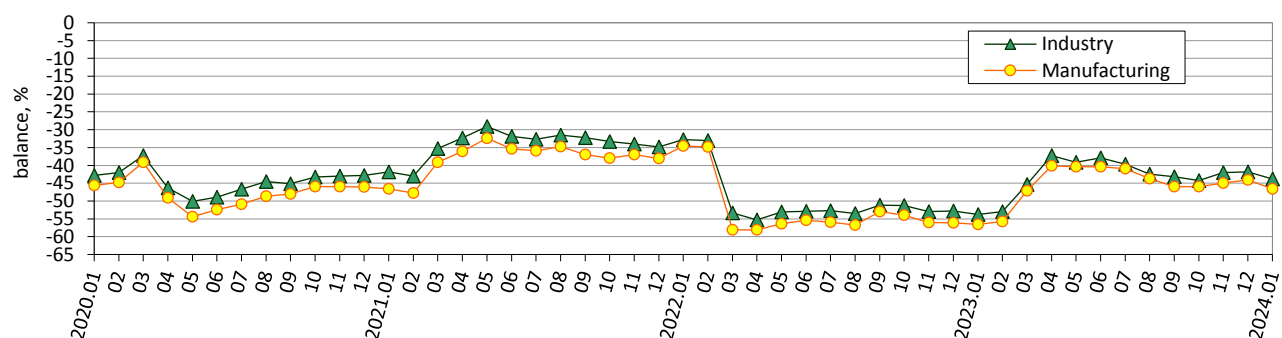


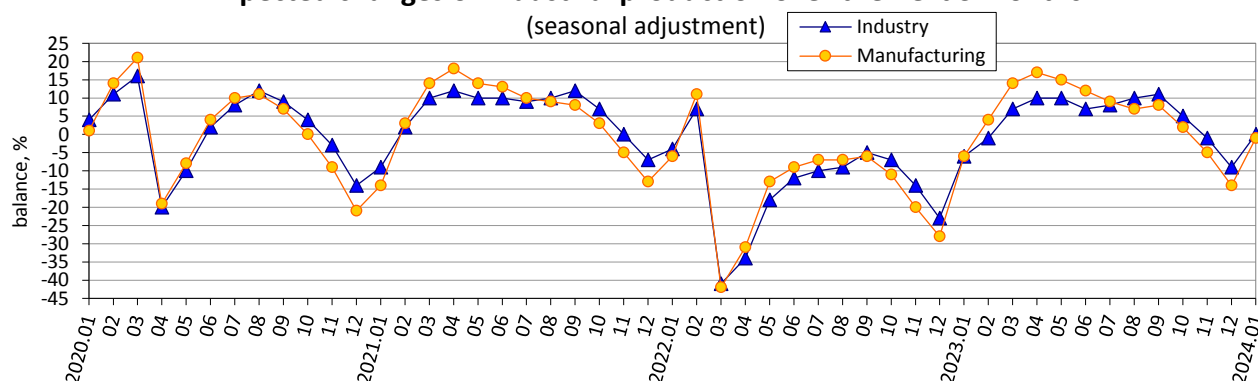
Expectations of industrial enterprises in January 2024 regarding the development of their business activity



Assessment of current order-books (demand) on the industrial production (seasonal adjustment)



Expected changes of industrial production over the next 3 months (seasonal adjustment)



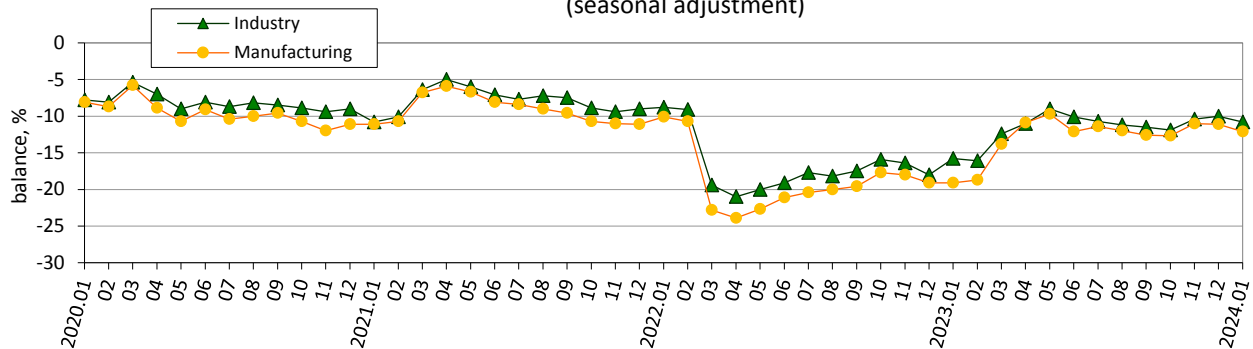
Notes. Data for January 2014 – February 2022 exclude the temporarily occupied territory of the Autonomous Republic of Crimea, the city of Sevastopol and a part of temporarily occupied territories in the Donetsk and Luhansk regions, data from March 2022 exclude the territories which are temporarily occupied by the Russian Federation and part of territories where the military actions are/were conducted.

Information from March 2022 to January 2024 has been compiled on the basis of reports actually submitted by enterprises.

¹ The indicator is calculated by the method of calculation of indicators of business expectations, approved by order of the SSSU of 03 December, 2021 No 301 (with changes).

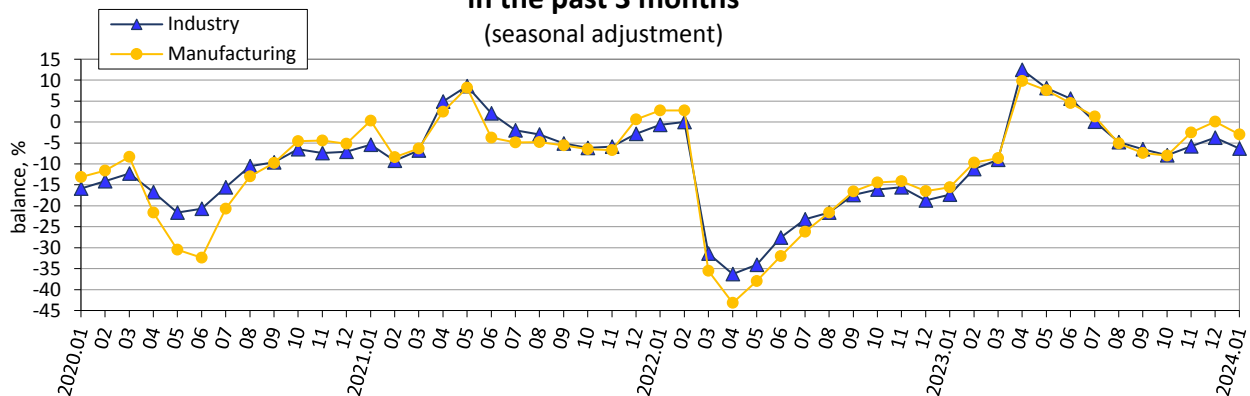
Assessment of current stock of finished products in industry

(seasonal adjustment)



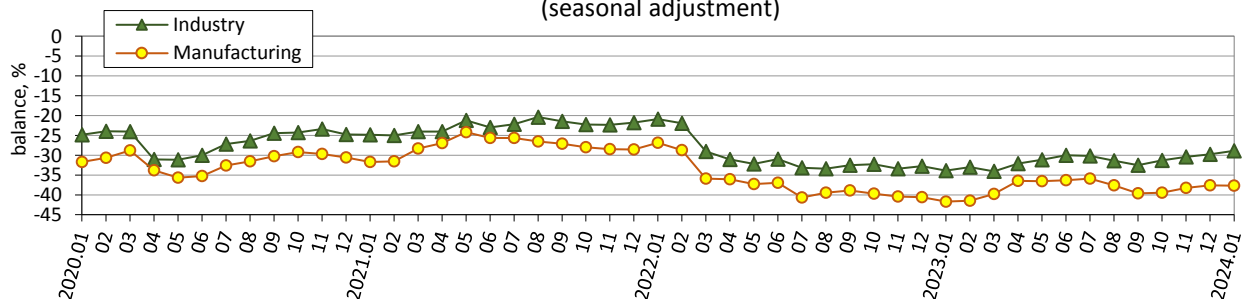
Assessment of industrial production in the past 3 months

(seasonal adjustment)

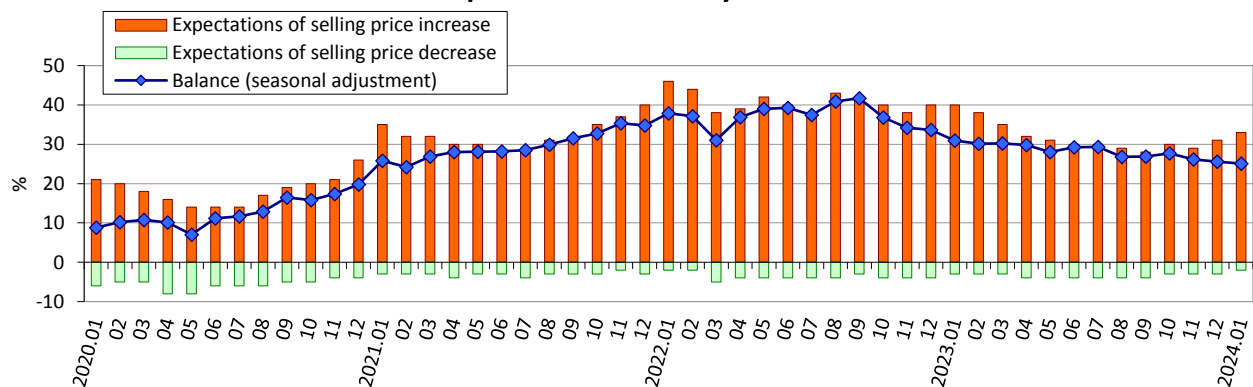


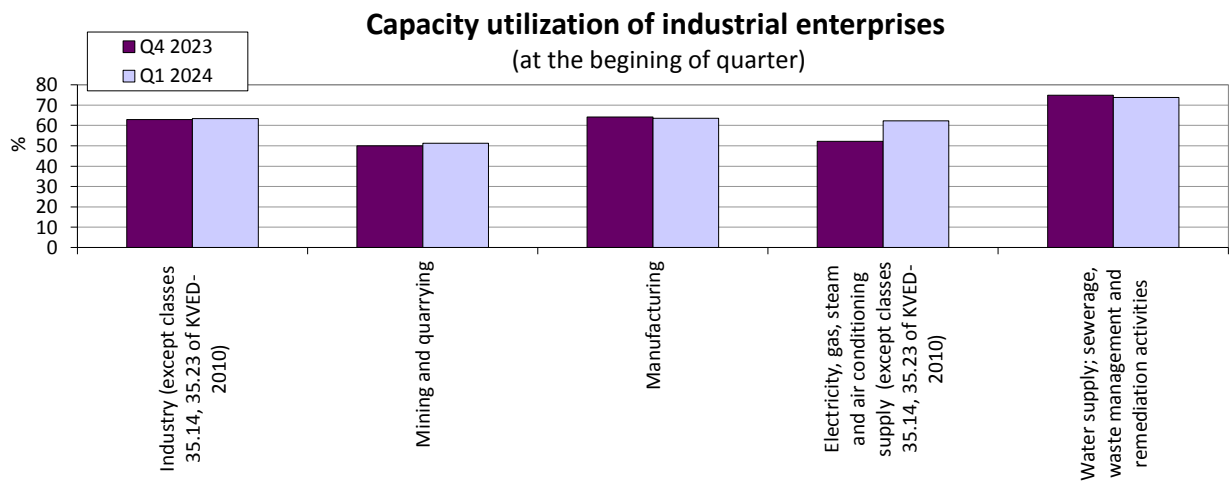
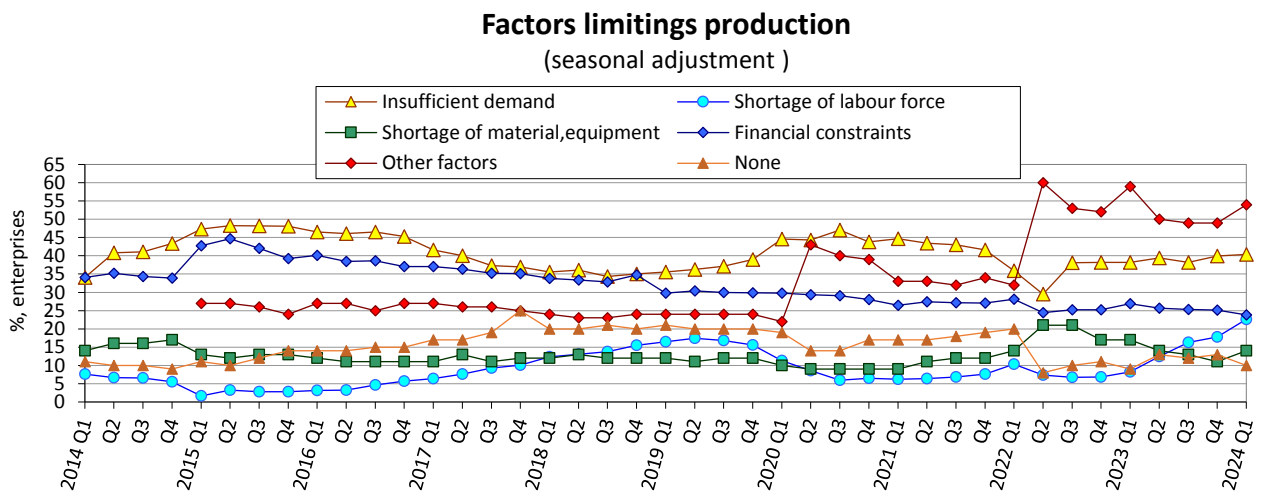
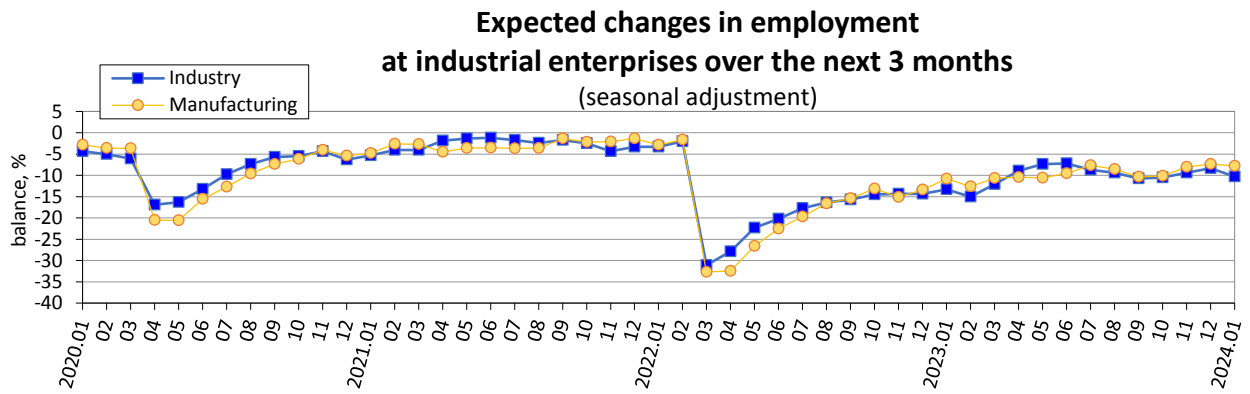
Assessment of current export order-books (export demand) on the industrial production

(seasonal adjustment)



Expected changes in selling prices for the products of industry over the next 3 months





Results of the survey of industry enterprises in January 2024

(per cent of the total number of surveyed enterprises)

Industry (sections B-E except classes 35.14, 35.23 of KVED-2010)	Results of the survey of 1009 enterprises							
	How did change in October-December 2023:	increased	remain unchanged	decreased	no response	balance	change of balance over previous month, pp	
	production	28	43	29	0	-1	-5	
	total order-books (demand)	24	47	29	0	-5	-5	
	How do you assess your current overall order-books (demand)	more than sufficient (above normal)	sufficient (normal for the season)	not sufficient (below normal)	no response	balance	change of balance over previous month, pp	
		1	60	39	0	-38	1	
	How do you assess your current export order-books (export demand)	more than sufficient (above normal)	sufficient (normal for the season)	not sufficient (below normal)	no export	balance	change of balance over previous month, pp	
		1	26	29	44	-28	3	
	How do you assess your current stocks of finished products	too large (above normal)	adequate (normal for the season)	too small (below normal)	no stocks of finished goods	balance	change of balance over previous month, pp	
		3	59	12	26	-9	0	
	The future development of your business situation is currently	easy to predict	modera- tely easy to predict	modera- tely difficult to predict	difficult to predict	no response	balance	change of balance over previous month, pp
		1	4	54	41	0	65	-1
	How do you expect to change over January-March 2024:	increase	remain unchanged	decrease	no response	balance	change of balance over previous month, pp	
	production	21	58	21	0	0	9	
	selling prices for the products	33	65	2	0	31	3	
employment	6	78	16	0	-10	2		
How do you expect to change export orders (export demand) over January-March 2024	increase	remain unchanged	decrease	no export	balance	change of balance over previous month, pp		
	8	40	9	43	-1	5		
How do you assess your current production capacity, considering your current order books and the expected change in demand over January-March 2024	more than sufficient	sufficient	not sufficient	no response	balance	change of balance over previous quarter, pp		
	14	75	11	0	3	3		

Industry (sections B-E except classes 35.14, 35.23 of KVED-2010)	How did change competitive position on the domestic market in October-December 2023	improved	remained unchanged	deterio- rated	no response	balance	change of balance over previous quarter, pp
		4	89	7	0	-3	2
	How did change competitive position on foreign markets in October-December 2023:	improved	remained unchanged	deterio- rated	no export	balance	change of balance over previous quarter, pp
	inside the EU	2	45	7	46	-5	-1
	outside the EU	1	43	7	49	-6	-1

Mining and quarrying (section B of KVED-2010)	Results of the survey of 50 enterprises													
	How did change in October-December 2023:	increased		remain unchanged		decreased		no response		balance		change of balance over previous month, pp		
		production		18		44		38		0		-20		-14
		total order-books (demand)		12		58		30		0		-18		-8
	How do you assess your current overall order-books (demand)	more than sufficient (above normal)		sufficient (normal for the season)		not sufficient (below normal)		no response		balance		change of balance over previous month, pp		
		0		56		44		0		-44		2		
	How do you assess your current export order-books (export demand)	more than sufficient (above normal)		sufficient (normal for the season)		not sufficient (below normal)		no export		balance		change of balance over previous month, pp		
		0		14		18		68		-18		2		
	How do you assess your current stocks of finished products	too large (above normal)		adequate (normal for the season)		too small (below normal)		no stocks of finished goods		balance		change of balance over previous month, pp		
		0		56		22		22		-22		-3		
	The future development of your business situation is currently	easy to predict		moderately easy to predict		moderately difficult to predict		difficult to predict		no response		balance		change of balance over previous month, pp
		0		0		54		46		0		73		-3
	How do you expect to change over January-March 2024:	increase		remain unchanged		decrease		no response		balance		change of balance over previous month, pp		
		production		12		68		20		0		-8		24
	selling prices for the products		26		70		4		0		22		9	
employment		4		72		24		0		-20		7		
How do you expect to change export orders (export demand) over January-March 2024	increase		remain unchanged		decrease		no export		balance		change of balance over previous month, pp			
	8		22		6		64		2		4			

Continued

Mining and quarrying (section B of KVED-2010)	How do you assess your current production capacity, considering your current order books and the expected change in demand over January-March 2024	more than sufficient	sufficient	not sufficient	no response	balance	change of balance over previous quarter, pp
		8	72	20	0	-12	-2
	How did change competitive position on the domestic market in October-December 2023	improved	remained unchanged	deterio-rated	no response	balance	change of balance over previous quarter, pp
		6	78	16	0	-10	-2
	How did change competitive position on foreign markets in October-December 2023:	improved	remained unchanged	deterio-rated	no export	balance	change of balance over previous quarter, pp
		inside the EU	2	24	6	68	-4
	outside the EU	0	16	8	76	-8	-2

Manufacturing (section C of KVED-2010)	Results of the survey of 798 enterprises								
	How did change in October-December 2023:	increased	remain unchanged	decreased	no response	balance	change of balance over previous month, pp		
	production	26	44	30	0	-4	-5		
	total order-books (demand)	22	47	31	0	-9	-7		
	How do you assess your current overall order-books (demand)	more than sufficient (above normal)	sufficient (normal for the season)	not sufficient (below normal)	no response	balance	change of balance over previous month, pp		
		1	58	41	0	-40	1		
	How do you assess your current export order-books (export demand)	more than sufficient (above normal)	sufficient (normal for the season)	not sufficient (below normal)	no export	balance	change of balance over previous month, pp		
		1	31	36	32	-35	2		
	How do you assess your current stocks of finished products	too large (above normal)	adequate (normal for the season)	too small (below normal)	no stocks of finished goods	balance	change of balance over previous month, pp		
		4	66	14	16	-10	0		
	The future development of your business situation is currently	easy to predict	modera- tely easy to predict	modera- tely difficult to predict	difficult to predict	no response	balance	change of balance over previous month, pp	
		1	4	55	40	0	65	0	
	How do you expect to change over January-March 2024:	increase	remain unchanged	decrease	no response	balance	change of balance over previous month, pp		
		production	21	57	22	0	-1	13	
		selling prices for the products	37	61	2	0	35	5	
		employment	7	77	16	0	-9	5	

Continued

Manufacturing (section C of KVED-2010)	How do you expect to change export orders (export demand) over January-March 2024	increase	remain unchanged	decrease	no export	balance	change of balance over previous month, pp
		9	49	11	31	-2	6
	How do you assess your current production capacity, considering your current order books and the expected change in demand over January-March 2024	more than sufficient	sufficient	not sufficient	no response	balance	change of balance over previous quarter, pp
		15	74	10	1	5	4
	How did change competitive position on the domestic market in October-December 2023	improved	remained unchanged	deterio- rated	no response	balance	change of balance over previous quarter, pp
		5	88	7	0	-2	3
	How did change competitive position on foreign markets in October-December 2023:	improved	remained unchanged	deterio- rated	no export	balance	change of balance over previous quarter, pp
		inside the EU	2	55	9	34	-7
	outside the EU	1	53	8	38	-7	-2

Electricity, gas, steam and air conditioning supply (section D, except classes 35.14, 35.23 of KVED-2010)	Results of the survey of 98 enterprises													
	How did change in October-December 2023:	increased		remain unchanged		decreased		no response		balance		change of balance over previous month, pp		
		production		61		22		17		0		44		12
		total order-books (demand)		50		35		15		0		35		7
	How do you assess your current overall order-books (demand)	more than sufficient (above normal)		sufficient (normal for the season)		not sufficient (below normal)		no response		balance		change of balance over previous month, pp		
		2		69		29		0		-27		0		
	How do you assess your current export order-books (export demand)	more than sufficient (above normal)		sufficient (normal for the season)		not sufficient (below normal)		no export		balance		change of balance over previous month, pp		
		0		2		0		98		0		0		
	How do you assess your current stocks of finished products	too large (above normal)		adequate (normal for the season)		too small (below normal)		no stocks of finished goods		balance		change of balance over previous month, pp		
		0		13		3		84		-3		-1		
	The future development of your business situation is currently	easy to predict		moderately easy to predict		moderately difficult to predict		difficult to predict		no response		balance		change of balance over previous month, pp
		3		3		51		43		0		64		-1

Continued

<i>Electricity, gas, steam and air conditioning supply (section D, except classes 35.14, 35.23 of KVED-2010)</i>	How do you expect to change over January-March 2024:	increase	remain unchanged	decrease	no response	balance	<i>change of balance over previous month, pp</i>
	production	33	47	20	0	13	-29
	selling prices for the products	14	82	4	0	10	-18
	employment	3	84	13	0	-10	-11
	How do you expect to change export orders (export demand) over January-March 2024	increase	remain unchanged	decrease	no export	balance	<i>change of balance over previous month, pp</i>
		0	2	0	98	0	0
	How do you assess your current production capacity, considering your current order books and the expected change in demand over January-March 2024	more than sufficient	sufficient	not sufficient	no response	balance	<i>change of balance over previous quarter, pp</i>
		8	80	12	0	-4	0
	How did change competitive position on the domestic market in October-December 2023	improved	remained unchanged	deteriorated	no response	balance	<i>change of balance over previous quarter, pp</i>
		0	94	6	0	-6	-2
	How did change competitive position on foreign markets in October-December 2023:	improved	remained unchanged	deteriorated	no export	balance	<i>change of balance over previous quarter, pp</i>
	inside the EU	0	2	0	98	0	0
	outside the EU	0	2	0	98	0	0

<i>Water supply, sewerage, waste management and remediation activities (section E of KVED-2010)</i>	<i>Results of the survey of 63 enterprises</i>						
	How did change in October-December 2023:	increased	remain unchanged	decreased	no response	balance	<i>change of balance over previous month, pp</i>
	production	18	62	20	0	-2	-5
	total order-books (demand)	14	67	19	0	-5	-6
	How do you assess your current overall order-books (demand)	more than sufficient (above normal)	sufficient (normal for the season)	not sufficient (below normal)	no response	balance	<i>change of balance over previous month, pp</i>
		2	73	25	0	-23	-3
	How do you assess your current export order-books (export demand)	more than sufficient (above normal)	sufficient (normal for the season)	not sufficient (below normal)	no export	balance	<i>change of balance over previous month, pp</i>
		0	0	0	100	0	0

Water supply, sewerage, waste management and remediation activities (section E of KVED-2010)	How do you assess your current stocks of finished products	too large (above normal)		adequate (normal for the season)		too small (below normal)		no stocks of finished goods		balance		change of balance over previous month, pp	
		0		30		2		68		-2		0	
	The future development of your business situation is currently	easy to predict	moderately easy to predict	moderately difficult to predict	difficult to predict	no response		balance		change of balance over previous month, pp			
			3	2	49	46	0		67		0		
	How do you expect to change over January-March 2024:	increase		remain unchanged		decrease		no response		balance		change of balance over previous month, pp	
		production		14		76		10		0		4	
	selling prices for the products		19		81		0		0		19		0
	employment		3		84		11		2		-8		-3
	How do you expect to change export orders (export demand) over January-March 2024	increase		remain unchanged		decrease		no export		balance		change of balance over previous month, pp	
		0		0		0		100		0		0	
	How do you assess your current production capacity, considering your current order books and the expected change in demand over January-March 2024	more than sufficient		sufficient		not sufficient		no response		balance		change of balance over previous quarter, pp	
		8		84		8		0		0		9	
	How did change competitive position on the domestic market in October-December 2023	improved		remained unchanged		deteriorated		no response		balance		change of balance over previous quarter, pp	
2		95		3		0		-1		1			
How did change competitive position on foreign markets in October-December 2023:	improved		remained unchanged		deteriorated		no export		balance		change of balance over previous quarter, pp		
	inside the EU		0		0		0		100		0		0
outside the EU		0		0		0		100		0		0	