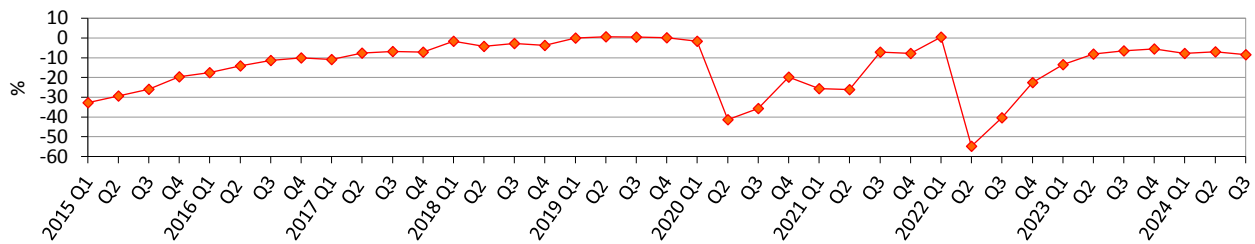
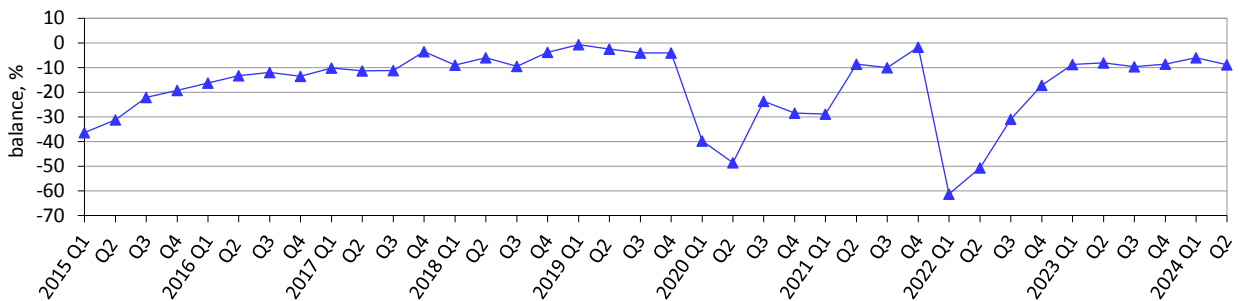


# Expectations of service enterprises in III quarter 2024 regarding the development of their business activity

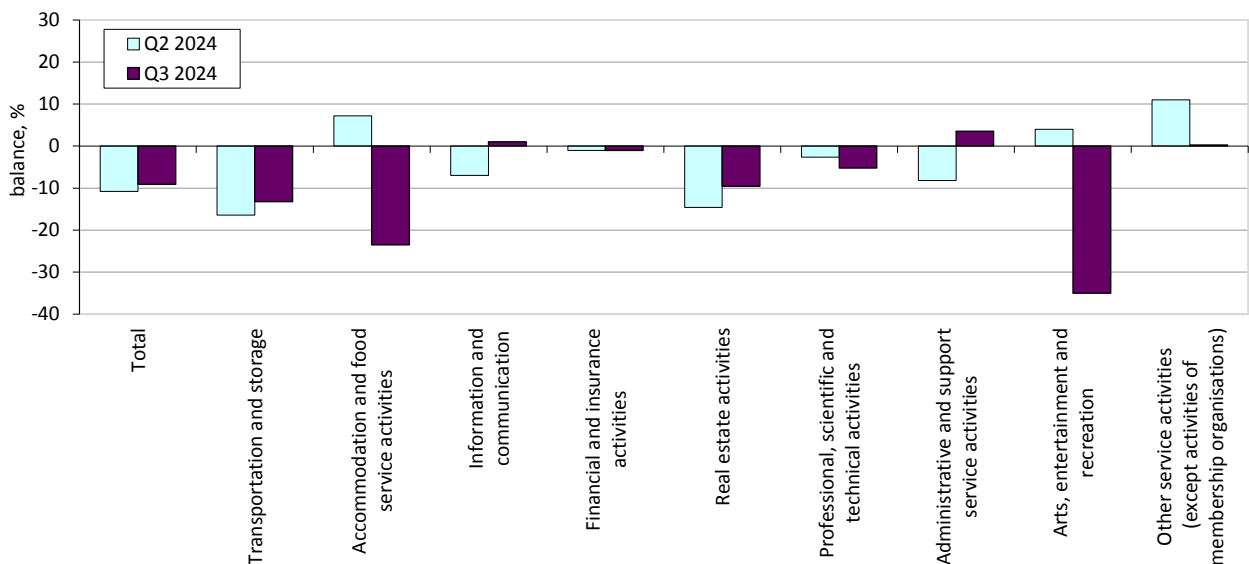
## Services confidence indicator<sup>1</sup>



## Assessment of business situation in services over the past 3 months (seasonal adjustment)



## Expected changes of demand on services (of turnover) at service enterprises (seasonal adjustment)

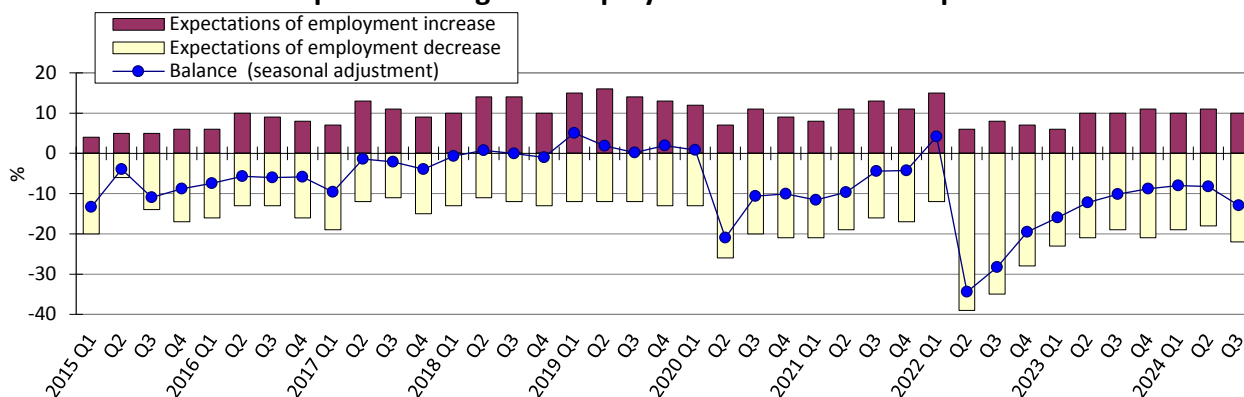


**Notes.** Data exclude the temporarily occupied territory of the Autonomous Republic of Crimea, the city of Sevastopol and a part of temporarily occupied territories in the Donetsk and Luhansk regions, data from II quarter of 2022 exclude the territories which are temporarily occupied by the russian federation and part of territories where the military actions are/were conducted.

Information for II quarter of 2022 – III quarter of 2024 has been compiled on the basis of reports actually submitted by enterprises.

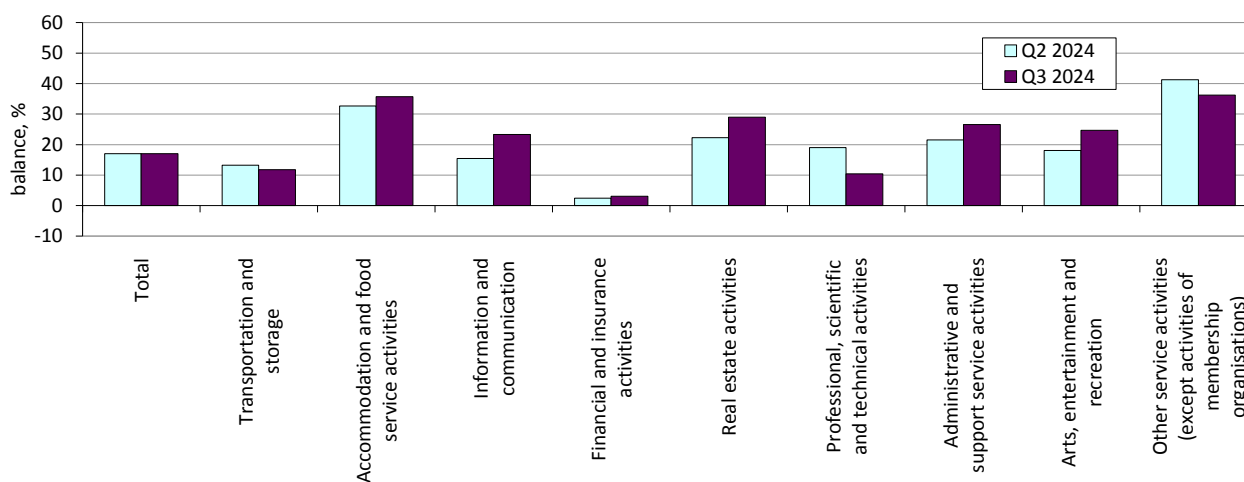
<sup>1</sup> The indicator is calculated by the method of calculation of indicators of business expectations, approved by order of the SSSU of 03 December, 2021 No 301 (with changes).

### Expected changes in employment at service enterprises

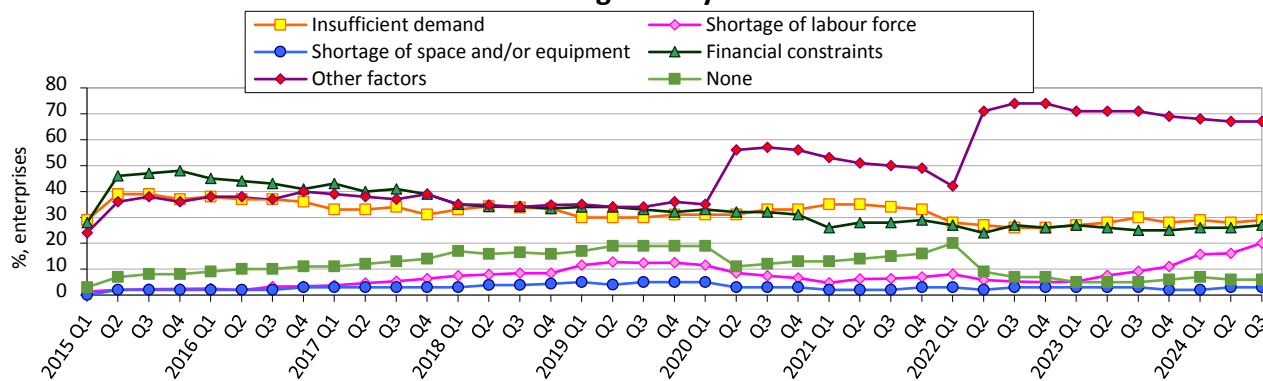


### Expected changes in service price at service enterprises

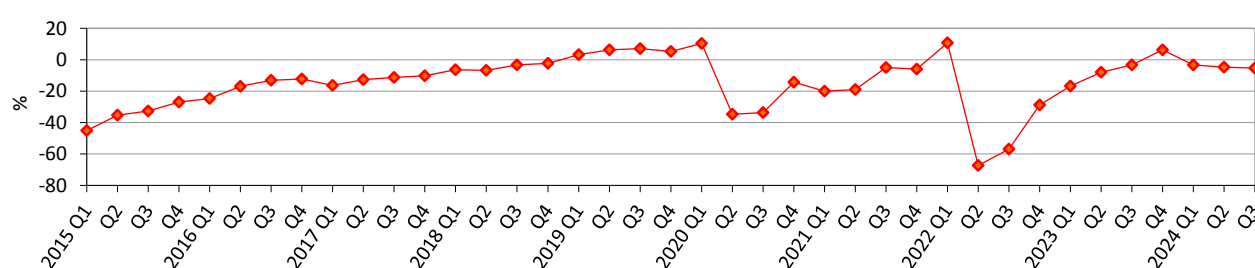
(seasonal adjustment)



### Factors limiting activity in services

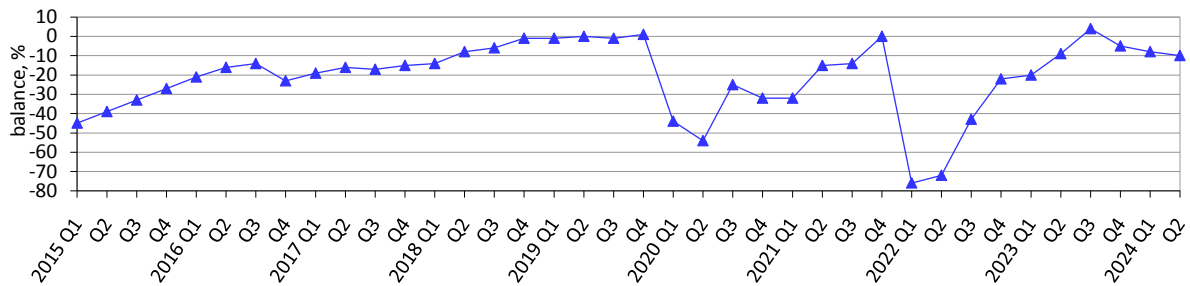


### Financial services confidence indicator<sup>1</sup>

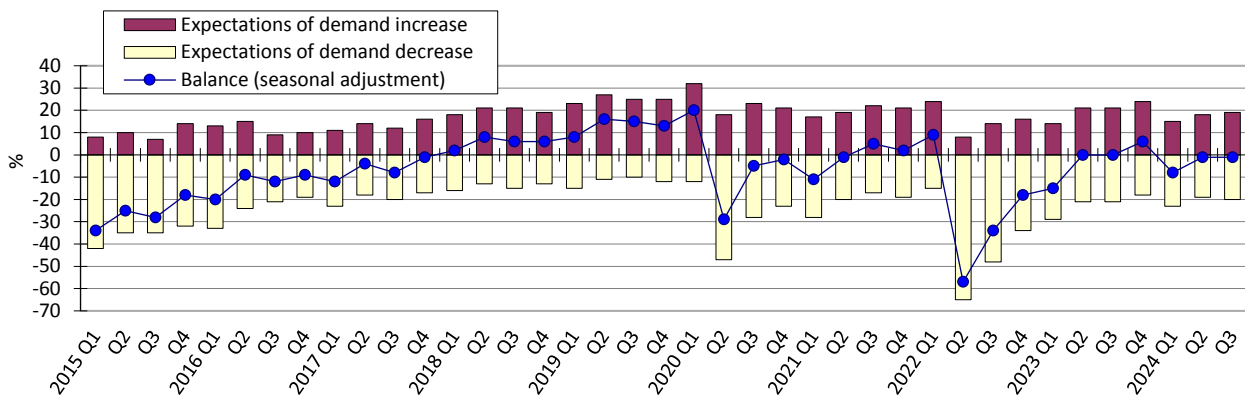


<sup>1</sup> The indicator is calculated by the method of calculation of indicators of business expectations, approved by order of the SSSU of 03 December, 2021 No 301 (with changes).

**Assessment of business situation at financial service  
over the past 3 months**  
(seasonal adjustment)



**Expected changes in demand on services (of turnover) at financial service  
enterprises over the next 3 months**



**Results of the survey of service enterprises  
in July 2024**

(per cent of the total number of surveyed enterprises)

Services (sections H-N, R,S, except division 94 of KVED-2010)	Results of the survey of 874 enterprises							
	How did your business situation develop in April-June 2024	improved	remained unchanged	deteriorated	no response	balance	change of balance over II quarter 2024, pp	
		14	62	24	0	-10	0	
	How did change in April-June 2024:	increased	remained unchanged	decreased	no response	balance	change of balance over II quarter 2024, pp	
		demand (turnover) on services	17	60	23	0	-6	2
	employment	14	51	35	0	-21	-3	
	The future development of your business situation is currently	easy to predict	modera- tely easy to predict	modera- tely difficult to predict	difficult to predict	no response	balance	change of balance over II quarter 2024, pp
		1	2	53	44	0	68	0

Continued

<i>Services (sections H-N, R,S, except division 94 of KVED-2010)</i>	<b>How do you expect to change over July-September 2024:</b>	increase	remain unchanged	decrease	no response	balance	<i>change of balance over II quarter 2024, pp</i>
	demand (turnover) on services	15	64	21	0	-6	-2
	employment	10	68	22	0	-12	-5
	service prices	21	74	5	0	16	0

Financial services (section K of KVED-2010)	Results of the survey of 103 enterprises							
	How did your business situation develop in April-June 2024	improved	remained unchanged	deteriorated	no response	balance	change of balance over II quarter 2024, pp	
		16	58	26	0	-10	-2	
	How did change in April-June 2024:	increased	remained unchanged	decreased	no response	balance	change of balance over II quarter 2024, pp	
		demand (turnover) on services	20	54	25	1	-5	0
	employment	15	49	36	0	-21	-3	
	operating income	36	38	25	1	11	8	
	operating expenses	53	31	15	1	38	25	
	profitability	16	45	38	1	-22	-14	
	capital expenditure	25	58	16	1	9	20	
	How did the competitive position develop in April-June 2024:	improved	remained unchanged	deteriorated	no response	balance	change of balance over II quarter 2024, pp	
		total	8	58	7	27	1	-5
	in Ukraine	8	63	8	21	0	-4	
	within the EU	2	28	3	67	-1	0	
	outside the EU	2	29	3	66	-1	0	
	The future development of your business situation is currently	easy to predict	moderately easy to predict	moderately difficult to predict	difficult to predict	no response	balance	change of balance over II quarter 2024, pp
		0	5	60	35	0	63	0
	How do you expect to change over July-September 2024:	increase	remain unchanged	decrease	no response	balance	change of balance over II quarter 2024, pp	
		demand (turnover) on services	19	61	20	0	-1	0
	employment	15	68	17	0	-2	1	
	service prices	10	83	7	0	3	1	
operating income	25	54	20	1	5	1		
operating expenses	42	49	8	1	34	2		
profitability	14	51	34	1	-20	-12		
capital expenditure	26	62	11	1	15	-3		

Continued

<i>Financial services (section K of KVED-2010)</i>	<b>How do you expect the competitive position develop over July-September 2024:</b>	improve	remain unchanged	deteriorate	no response	balance	<i>change of balance over II quarter 2024, pp</i>
	total	10	59	5	26	5	-2
	in Ukraine	8	67	6	19	2	-1
	within the EU	1	32	2	65	-1	-1
	outside the EU	1	32	2	65	-1	-1