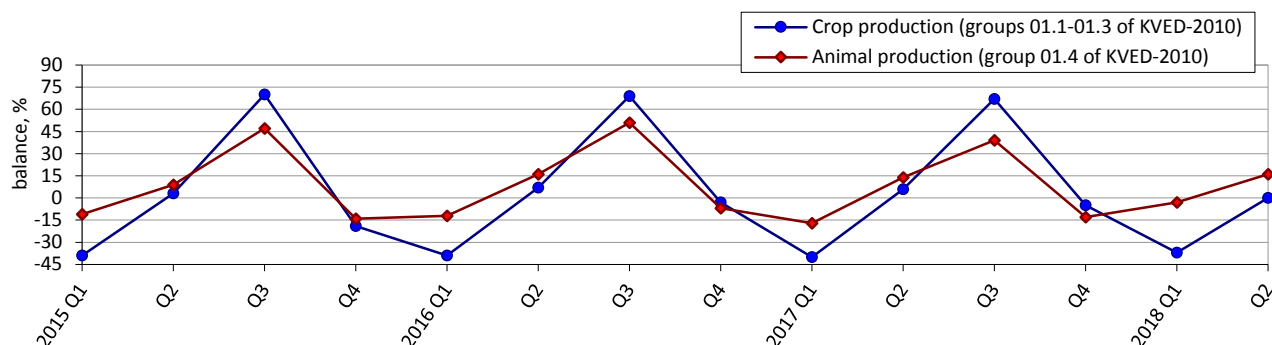
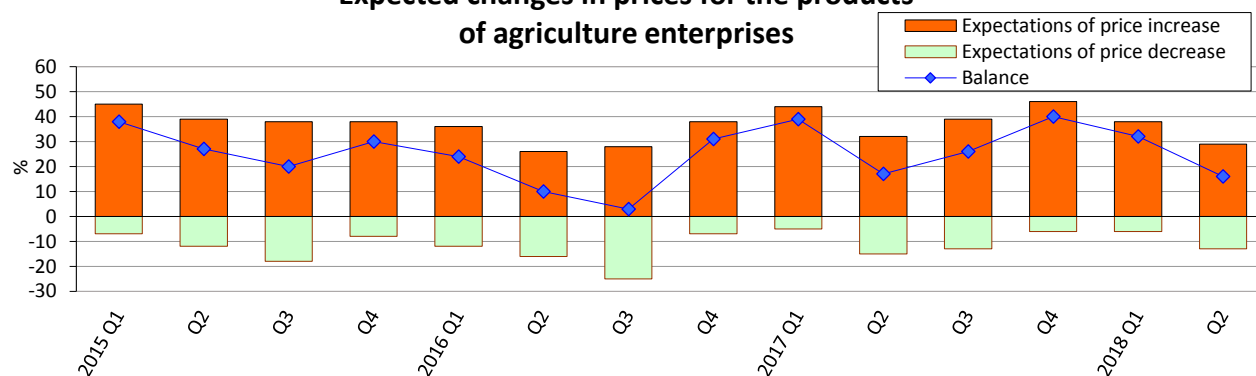


## Expectations of agriculture enterprises in II quarter 2018<sup>1</sup> regarding the development of their business activity

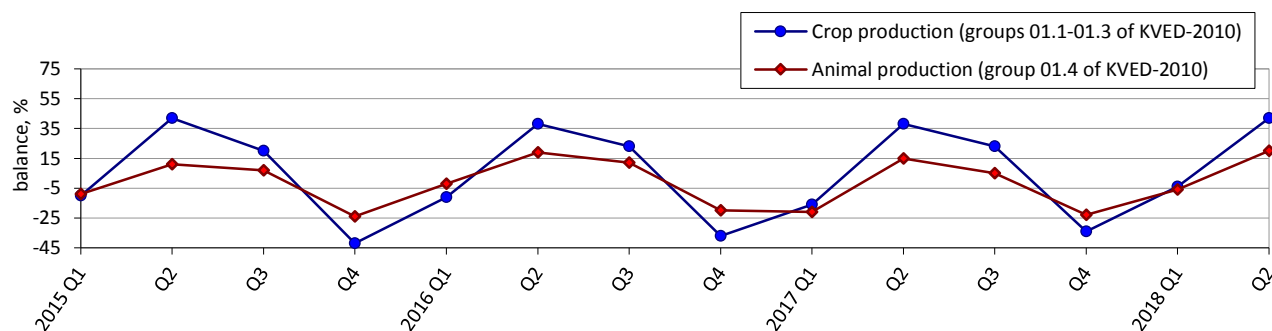
### Expected changes of agricultural production



### Expected changes in prices for the products of agriculture enterprises

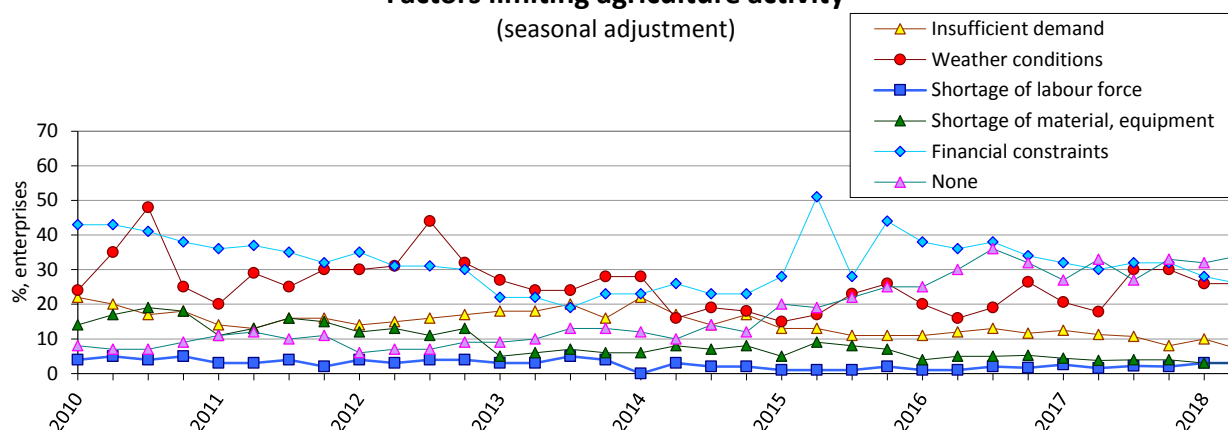


### Expected changes in employment at agriculture enterprises



<sup>1</sup> Excluding the temporarily occupied territories of the Autonomous Republic of Crimea and the city of Sevastopol, from 2014 also excluding a part of temporarily occupied territories in the Donetsk and Luhansk regions.

### Factors limiting agriculture activity (seasonal adjustment)



### Results of the survey of agriculture enterprises in April 2018

(per cent of the total number of surveyed enterprises)

Agriculture (division 01, except groups 01.6, 01.7 of KVED-2010)	Results of the survey of 866 enterprises					
	How did change production in January-March 2018	increased	remain unchanged	decreased	no response	balance
		12	57	31	0	-19
						change of balance over 1 quarter 2018, pp
	How did change of turnover on foreign markets in January-March 2018:	increased	remain unchanged	decreased	no export	balance
						change of balance over 1 quarter 2018, pp
	within the EU	7	12	7	74	0
	outside the EU	4	13	5	78	-1
	How do you assess your current stocks of products intended for realization	too large (above normal)	adequate (normal for the season)	too small (below normal)	no stocks of products intended for realization	balance
		1	71	14	14	-13
						change of balance over 1 quarter 2018, pp
	How do you expect to change over April-June 2018:	increase	remain unchanged	decrease	no response	balance
						change of balance over 1 quarter 2018, pp
	production	23	58	8	1	5
	prices for the products	29	57	13	1	16
	employment	41	53	6	0	35

Crop production (groups 01.1-01.3 of KVED-2010)	Results of the survey of 623 enterprises						
	How did change production in January-March 2018	increased	remain unchanged	decreased	no response	balance	change of balance over I quarter 2018, pp
		8	58	34	0	-26	-21
	How did change of turnover on foreign markets in January-March 2018:	increased	remain unchanged	decreased	no export	balance	change of balance over I quarter 2018, pp
	within the EU	8	13	8	71	0	-8
	outside the EU	5	13	6	76	-1	-5
	How do you assess your current stocks of products intended for realization	too large (above normal)	adequate (normal for the season)	too small (below normal)	no stocks of products intended for realization	balance	change of balance over I quarter 2018, pp
		1	70	14	15	-13	-1
	How do you expect to change over April-June 2018:	increase	remain unchanged	decrease	no response	balance	change of balance over I quarter 2018, pp
	production	21	57	21	1	0	37
	prices for the products	33	57	10	0	23	-15
	employment	47	48	5	0	42	46
Animal production (group 01.4 of KVED-2010)	Results of the survey of 224 enterprises						
	How did change production in January-March 2018	increased	remain unchanged	decreased	no response	balance	change of balance over I quarter 2018, pp
		22	54	23	1	-1	4
	How did change of turnover on foreign markets in January-March 2018:	increased	remain unchanged	decreased	no export	balance	change of balance over I quarter 2018, pp
	within the EU	3	9	4	84	-1	-1
	outside the EU	1	9	1	89	0	0
	How do you assess your current stocks of products intended for realization	too large (above normal)	adequate (normal for the season)	too small (below normal)	no stocks of products intended for realization	balance	change of balance over I quarter 2018, pp
		0	74	12	14	-12	-1

Continued

<i>Animal production (group 01.4 of KVED-2010)</i>	<b>How do you expect to change over April-June 2018:</b>	increase	remain unchanged	decrease	no response	balance	<i>change of balance over 1 quarter 2018, pp</i>
	production	28	60	12	0	16	19
	prices for the products	21	56	22	1	-1	-19
	employment	26	67	6	1	20	26