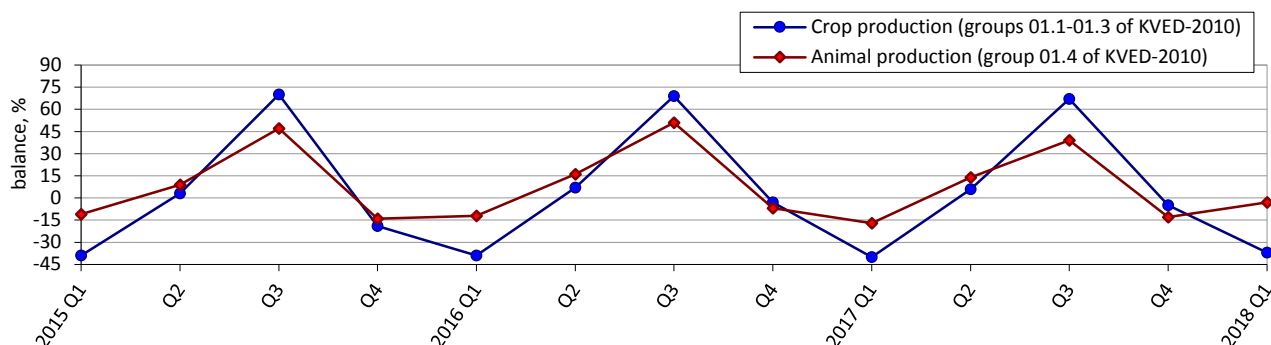
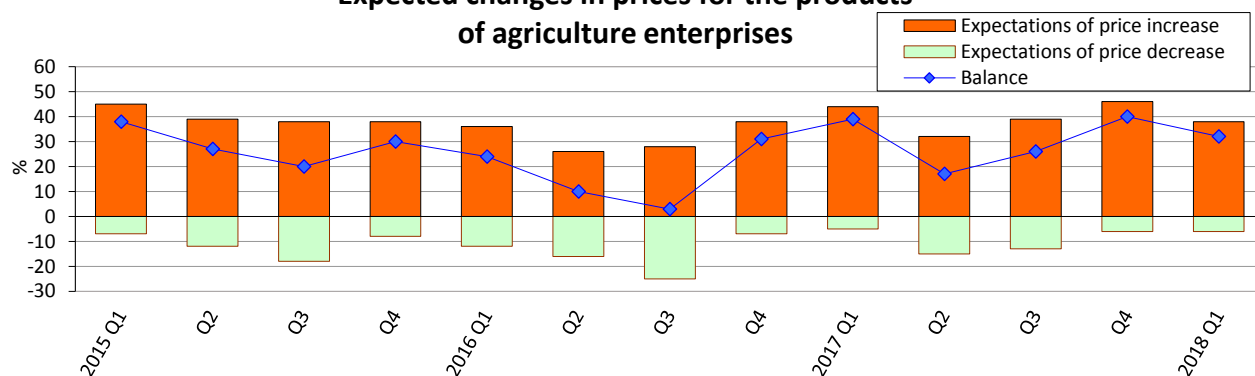


Expectations of agriculture enterprises in I quarter 2018¹ regarding the development of their business activity

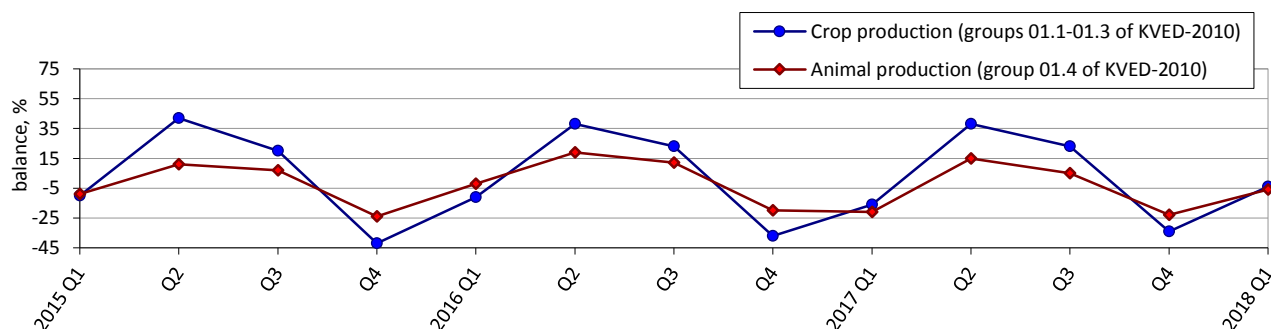
Expected changes of agricultural production



Expected changes in prices for the products of agriculture enterprises

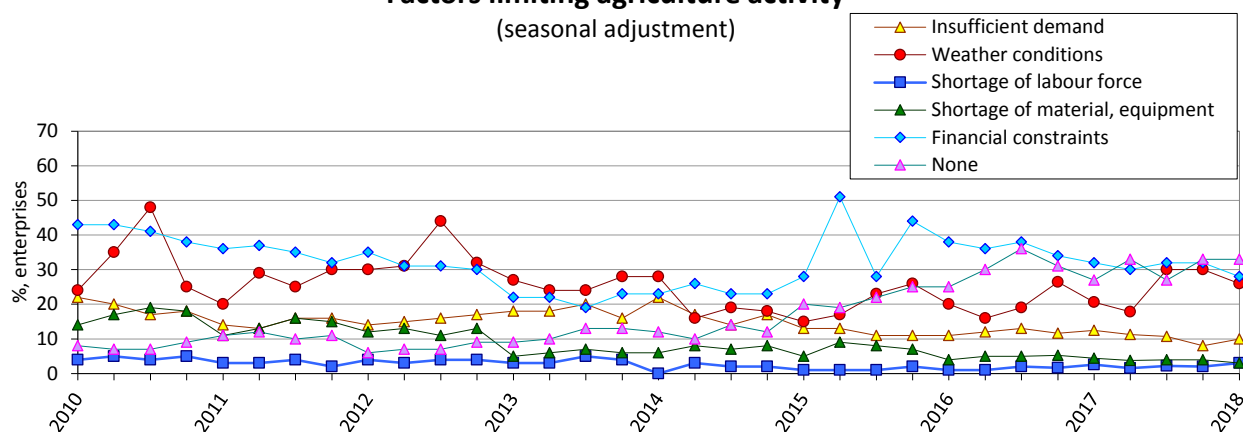


Expected changes in employment at agriculture enterprises



¹ Excluding the temporarily occupied territories of the Autonomous Republic of Crimea and the city of Sevastopol, from 2014 also excluding part of the anti-terrorist operation zone.

Factors limiting agriculture activity (seasonal adjustment)



Results of the survey of agriculture enterprises in January 2018

(per cent of the total number of surveyed enterprises)

Agriculture (division 01, except groups 01.6, 01.7 of KVED-2010)	Results of the survey of 867 enterprises					
	How did change production in October-December 2017	increased	remain unchanged	decreased	no response	balance
		30	36	34	0	-4
		change of balance over IV quarter 2017, pp				
		-61				
	How did change of turnover on foreign markets in October-December 2017:	increased	remain unchanged	decreased	no export	balance
		change of balance over IV quarter 2017, pp				
	within the EU	10	13	4	73	6
	outside the EU	7	12	4	77	3
		-7				
	How do you assess your current stocks of products intended for realization	too large (above normal)	adequate (normal for the season)	too small (below normal)	no stocks of products intended for realization	balance
		1	77	12	10	-11
		change of balance over IV quarter 2017, pp				
		-2				
	How do you expect to change over January-March 2018:	increase	remain unchanged	decrease	no response	balance
		change of balance over IV quarter 2017, pp				
	production	11	49	39	1	-28
	prices for the products	38	55	6	1	32
	employment	12	71	17	0	-5
		-20				
		-8				
		26				

Crop production (groups 01.1-01.3 of KVED-2010)	Results of the survey of 622 enterprises						
	How did change production in October-December 2017	increased	remain unchanged	decreased	no response	balance	change of balance over IV quarter 2017, pp
		31	33	36	0	-5	-71
	How did change of turnover on foreign markets in October-December 2017:	increased	remain unchanged	decreased	no export	balance	change of balance over IV quarter 2017, pp
	within the EU	13	13	5	69	8	-8
	outside the EU	9	13	5	73	4	-4
	How do you assess your current stocks of products intended for realization	too large (above normal)	adequate (normal for the season)	too small (below normal)	no stocks of products intended for realization	balance	change of balance over IV quarter 2017, pp
		1	77	13	9	-12	-3
	How do you expect to change over January-March 2018:	increase	remain unchanged	decrease	no response	balance	change of balance over IV quarter 2017, pp
	production	8	47	45	0	-37	-32
	prices for the products	42	53	4	1	38	-3
	employment	14	68	18	0	-4	30
	Animal production (group 01.4 of KVED-2010)	Results of the survey of 226 enterprises					
How did change production in October-December 2017		increased	remain unchanged	decreased	no response	balance	change of balance over IV quarter 2017, pp
		25	45	30	0	-5	-41
How did change of turnover on foreign markets in October-December 2017:		increased	remain unchanged	decreased	no export	balance	change of balance over IV quarter 2017, pp
within the EU		3	14	3	80	0	-6
outside the EU		3	10	3	84	0	-3
How do you assess your current stocks of products intended for realization		too large (above normal)	adequate (normal for the season)	too small (below normal)	no stocks of products intended for realization	balance	change of balance over IV quarter 2017, pp
		0	76	11	13	-11	-1

Continued

<i>Animal production (group 01.4 of KVED-2010)</i>	How do you expect to change over January-March 2018:	increase	remain unchanged	decrease	no response	balance	<i>change of balance over IV quarter 2017, pp</i>
	production	22	52	25	1	-3	10
	prices for the products	30	58	12	0	18	-22
	employment	9	76	15	0	-6	17