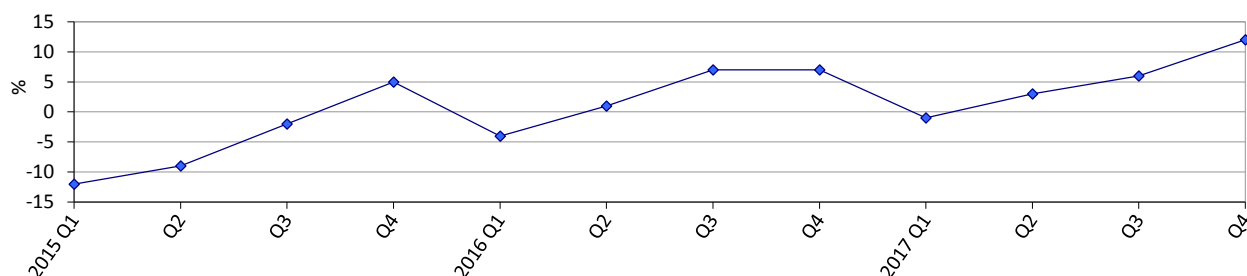
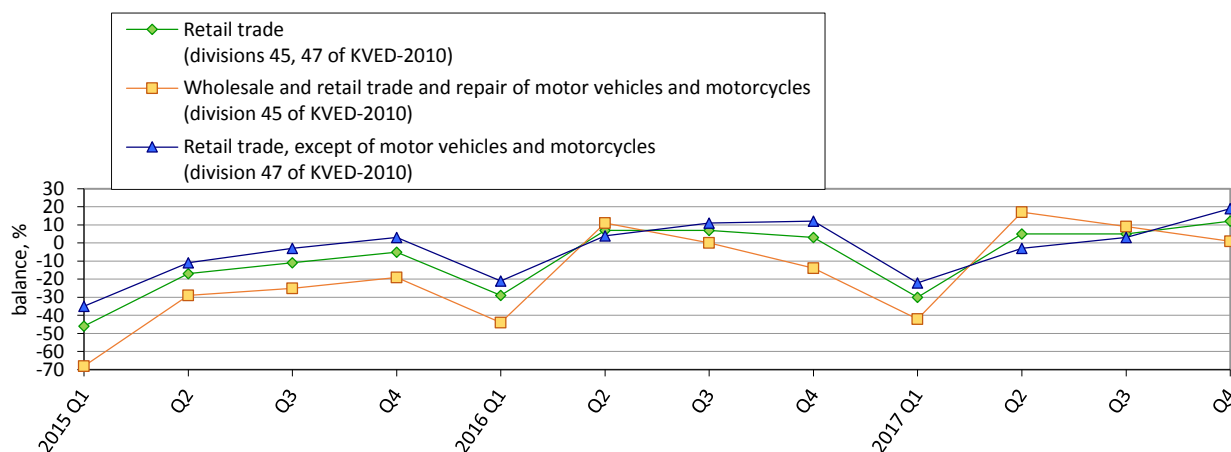


Expectations of retail trade enterprises in IV quarter 2017¹ regarding the development of their business activity

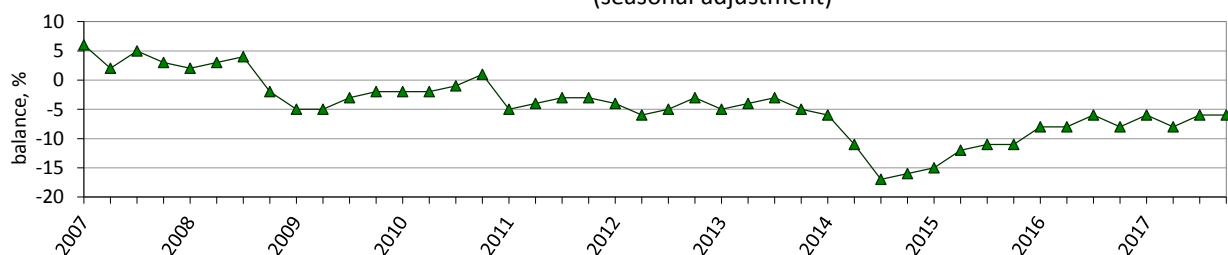
Retail trade confidence indicator²



Expected changes in sales (turnover) in retail trade



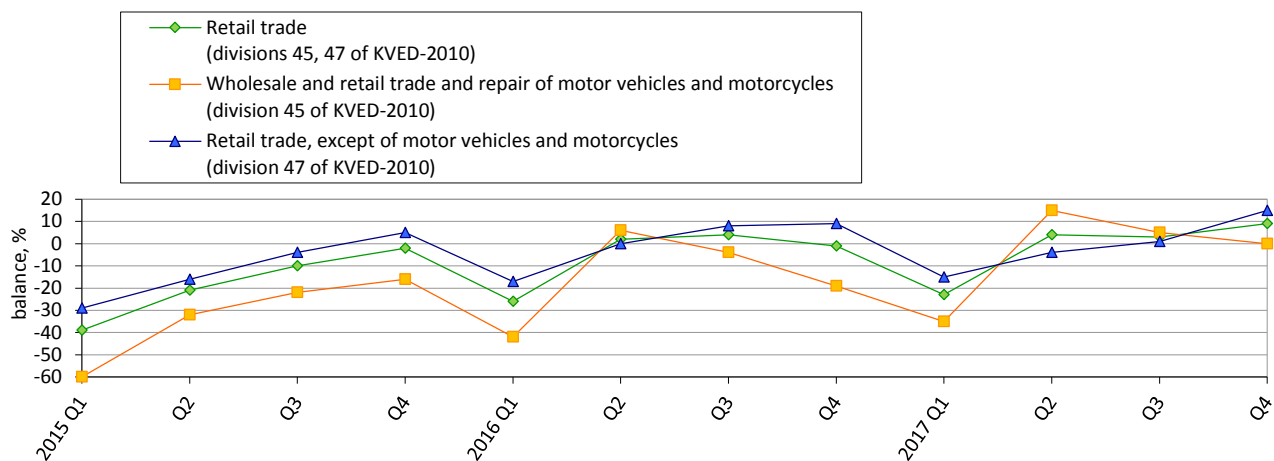
Assessment of the current volume of stock of goods in retail trade (seasonal adjustment)



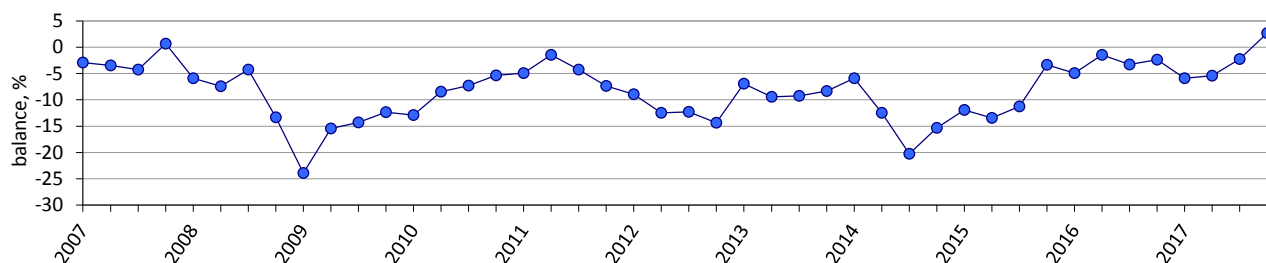
¹ Excluding the temporarily occupied territories of the Autonomous Republic of Crimea and the city of Sevastopol, from 2014 also excluding part of the anti-terrorist operation zone.

² The indicator is calculated by the method of calculation of indicators of business expectations in accordance with the requirements of the Special Data Dissemination Standard Plus of the International Monetary Fund, approved by order of the SSSU of 30.12.2014 No 411.

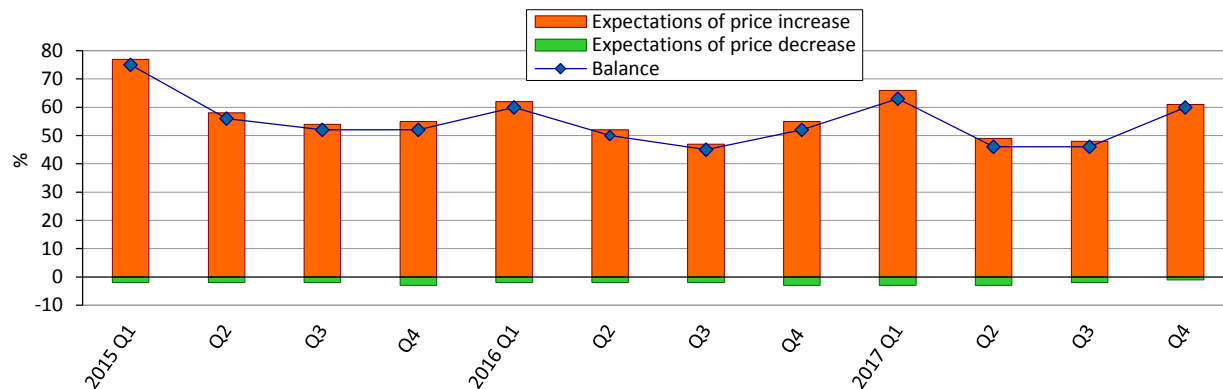
Expected changes in orders placed with suppliers



Expected changes in employment at retail trade enterprises (seasonal adjustment)



Expected changes in prices of goods in retail trade



**Results of the survey of retail trade enterprises
in October 2017**

(per cent of the total number of surveyed enterprises)

<i>Retail trade (divisions 45, 47 of KVED-2010)</i>	<i>Results of the survey of 678 enterprises</i>						
	How did change sales (turnover) in July-September 2017	increased	remain unchanged	decreased	no response	balance	<i>change of balance over III quarter 2017, pp</i>
		43	32	25	0	18	12
	How do you assess current the volume of stock of goods	too large (above normal)	adequate (normal for the season)	too small (below normal)	no stocks of finished goods	balance	<i>change of balance over III quarter 2017, pp</i>
		3	82	9	6	-6	0
	How do you expect to change over October-December 2017:	increase	remain unchanged	decrease	no response	balance	<i>change of balance over III quarter 2017, pp</i>
	orders placed with suppliers	31	46	22	1	9	6
	sales (turnover)	36	39	24	1	12	7
	employment	10	82	8	0	2	3
	prices of goods	61	37	1	1	60	14

<i>Wholesale and retail trade and repair of motor vehicles and motorcycles (division 45 of KVED-2010)</i>	<i>Results of the survey of 278 enterprises</i>						
	How did change sales (turnover) in July-September 2017	increased	remain unchanged	decreased	no response	balance	<i>change of balance over III quarter 2017, pp</i>
		48	27	24	1	24	5
	How do you assess current the volume of stock of goods	too large (above normal)	adequate (normal for the season)	too small (below normal)	no stocks of finished goods	balance	<i>change of balance over III quarter 2017, pp</i>
		4	78	9	9	-5	2
	How do you expect to change over October-December 2017:	increase	remain unchanged	decrease	no response	balance	<i>change of balance over III quarter 2017, pp</i>
	orders placed with suppliers	24	51	24	1	0	-5
	sales (turnover)	28	44	27	1	1	-8
	employment	8	81	11	0	-3	-4
	prices of goods	58	41	0	1	58	18

Retail trade, except of motor vehicles and motorcycles (division 47 of KVED-2010)	Results of the survey of 400 enterprises						
	How did change sales (turnover) in July-September 2017	increased	remain unchanged	decreased	no response	balance	change of balance over III quarter 2017, pp
		39	35	25	1	14	16
	How do you assess current the volume of stock of goods	too large (above normal)	adequate (normal for the season)	too small (below normal)	no stocks of finished goods	balance	change of balance over III quarter 2017, pp
		2	85	8	5	-6	-1
	How do you expect to change over October-December 2017:	increase	remain unchanged	decrease	no response	balance	change of balance over III quarter 2017, pp
		orders placed with suppliers	36	43	21	0	15
	sales (turnover)	42	35	23	0	19	16
	employment	12	81	7	0	5	7
	prices of goods	64	34	2	0	62	13