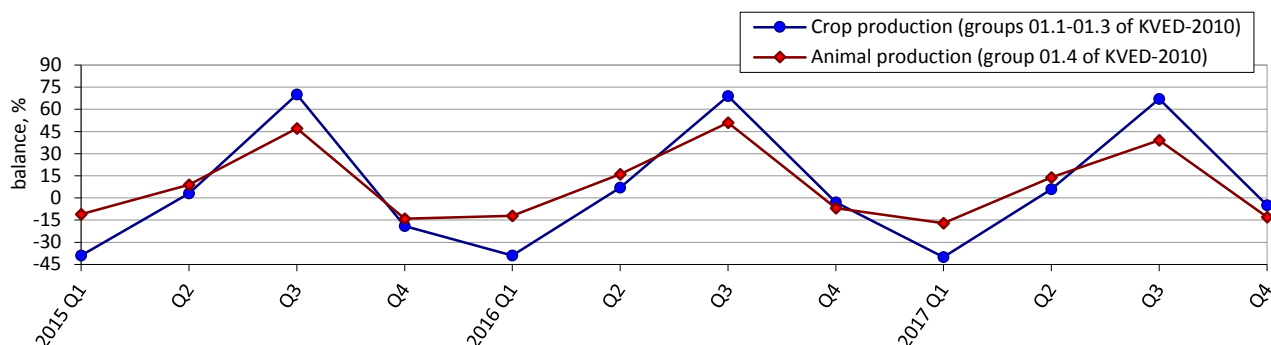
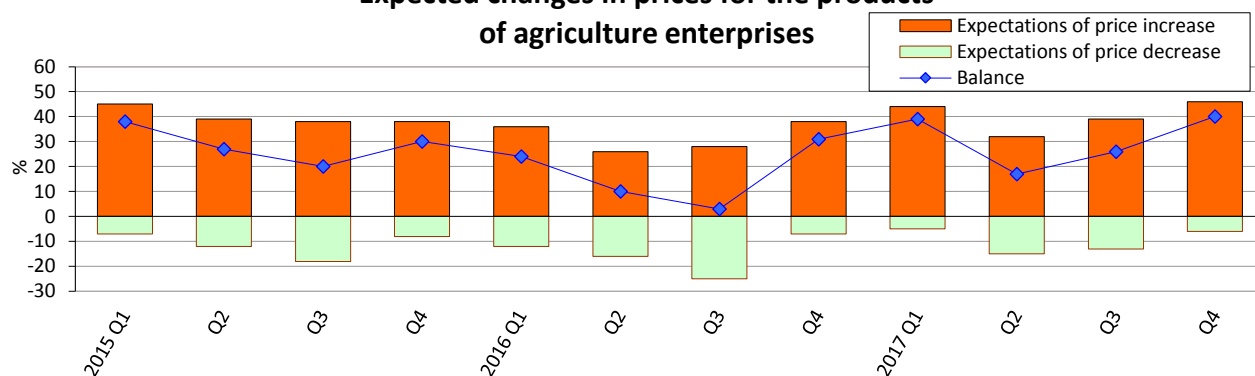


Expectations of agriculture enterprises in IV quarter 2017¹ regarding the development of their business activity

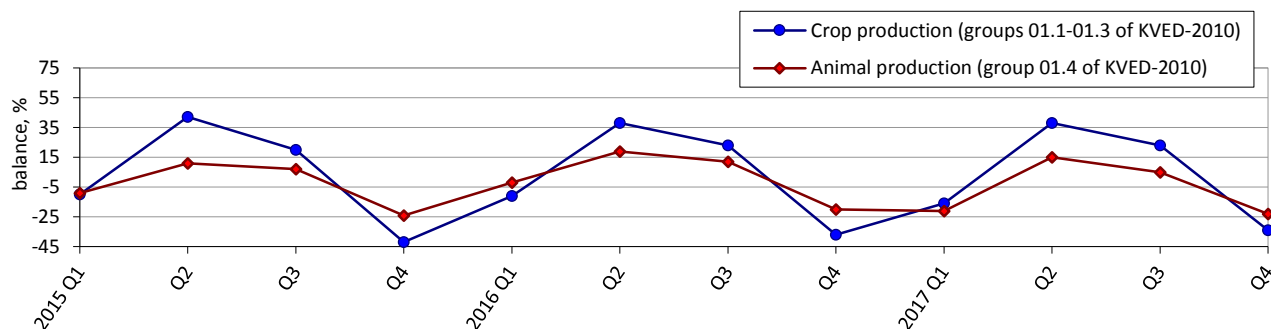
Expected changes of agricultural production



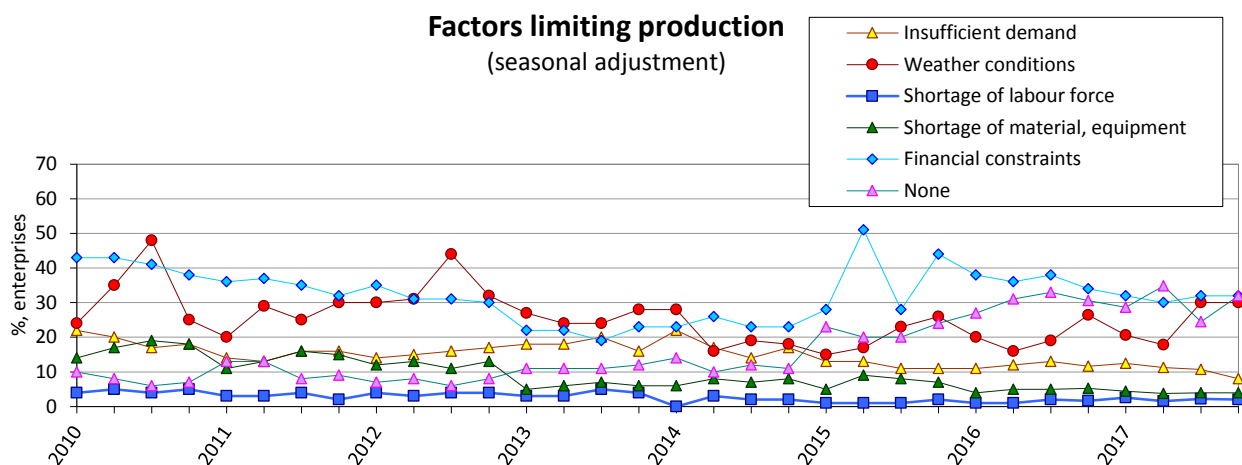
Expected changes in prices for the products of agriculture enterprises



Expected changes in employment at agriculture enterprises



¹ Excluding the temporarily occupied territories of the Autonomous Republic of Crimea and the city of Sevastopol, from 2014 also excluding part of the anti-terrorist operation zone.



**Results of the survey of agriculture enterprises
in October 2017**

(per cent of the total number of surveyed enterprises)

Agriculture (division 01, except groups 01.6, 01.7 of KVED-2010)	Results of the survey of 847 enterprises						
	How did change production in July-September 2017	increased	remain unchanged	decreased	no response	balance	change of balance over III quarter 2017, pp
		68	21	11	0	57	45
	How did change of turnover on foreign markets in July-September 2017:	increased	remain unchanged	decreased	no export	balance	change of balance over III quarter 2017, pp
	within the EU	17	10	4	69	13	9
	outside the EU	9	12	2	77	7	7
	How do you assess your current stocks of finished products	too large (above normal)	adequate (normal for the season)	too small (below normal)	no stocks of finished goods	balance	change of balance over III quarter 2017, pp
		1	81	10	8	-9	3
	How do you expect to change over October-December 2017:	increase	remain unchanged	decrease	no response	balance	change of balance over III quarter 2017, pp
production	29	34	37	0	-8	-66	
prices for the products	46	47	6	1	40	14	
employment	3	62	34	1	-31	-48	

Crop production (groups 01.1-01.3 of KVED-2010)	Results of the survey of 585 enterprises						
	How did change production in July-September 2017	increased	remain unchanged	decreased	no response	balance	change of balance over III quarter 2017, pp
		74	17	8	1	66	54
	How did change of turnover on foreign markets in July-September 2017:	increased	remain unchanged	decreased	no export	balance	change of balance over III quarter 2017, pp
		within the EU	20	10	4	66	16
	outside the EU	11	13	3	73	8	8
	How do you assess your current stocks of finished products	too large (above normal)	adequate (normal for the season)	too small (below normal)	no stocks of finished goods	balance	change of balance over III quarter 2017, pp
		1	83	10	6	-9	4
	How do you expect to change over October-December 2017:	increase	remain unchanged	decrease	no response	balance	change of balance over III quarter 2017, pp
		production	32	30	37	1	-5
	prices for the products	46	48	5	1	41	15
	employment	3	60	37	0	-34	-57

Animal production (group 01.4 of KVED-2010)	Results of the survey of 239 enterprises						
	How did change production in July-September 2017	increased	remain unchanged	decreased	no response	balance	change of balance over III quarter 2017, pp
		52	31	16	1	36	24
	How did change of turnover on foreign markets in July-September 2017:	increased	remain unchanged	decreased	no export	balance	change of balance over III quarter 2017, pp
		within the EU	8	9	2	81	6
	outside the EU	5	10	2	83	3	3
	How do you assess your current stocks of finished products	too large (above normal)	adequate (normal for the season)	too small (below normal)	no stocks of finished goods	balance	change of balance over III quarter 2017, pp
		0	77	10	13	-10	-1

Continued

<i>Animal production (group 01.4 of KVED-2010)</i>	How do you expect to change over October-December 2017:	increase	remain unchanged	decrease	no response	balance	<i>change of balance over III quarter 2017, pp</i>
	production	23	40	36	1	-13	-52
	prices for the products	48	44	8	0	40	14
	employment	5	67	28	0	-23	-28