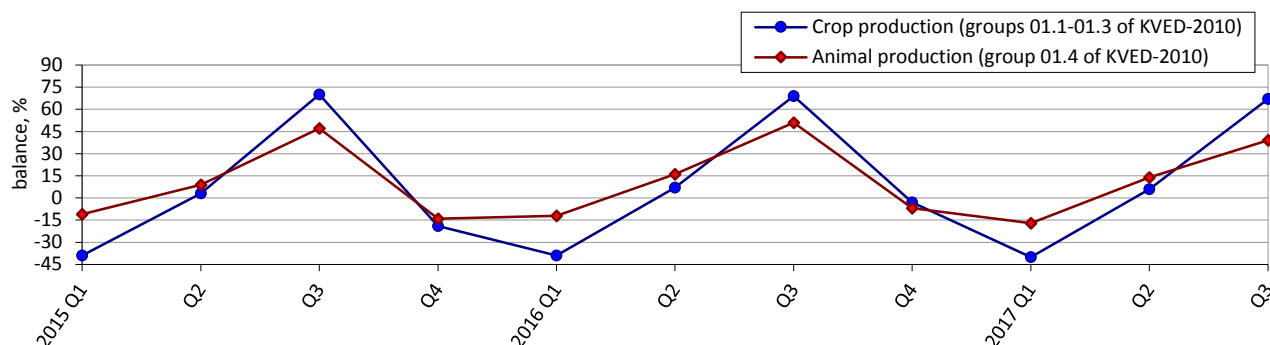
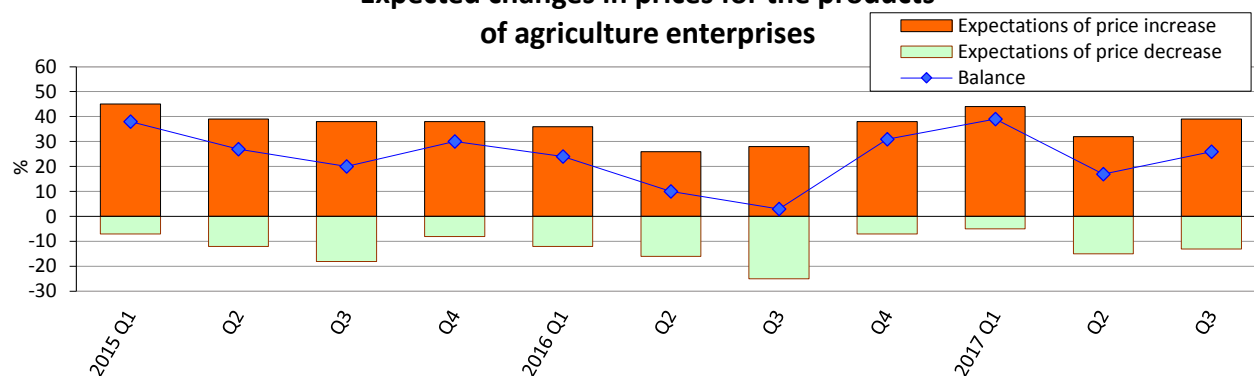


# **Expectations of agriculture enterprises in III quarter 2017<sup>1</sup> regarding the development of their business activity**

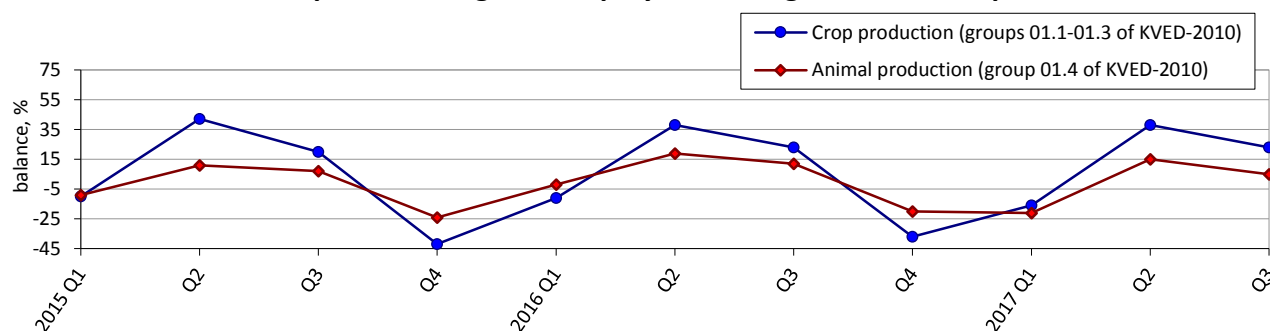
## **Expected changes of agricultural production**



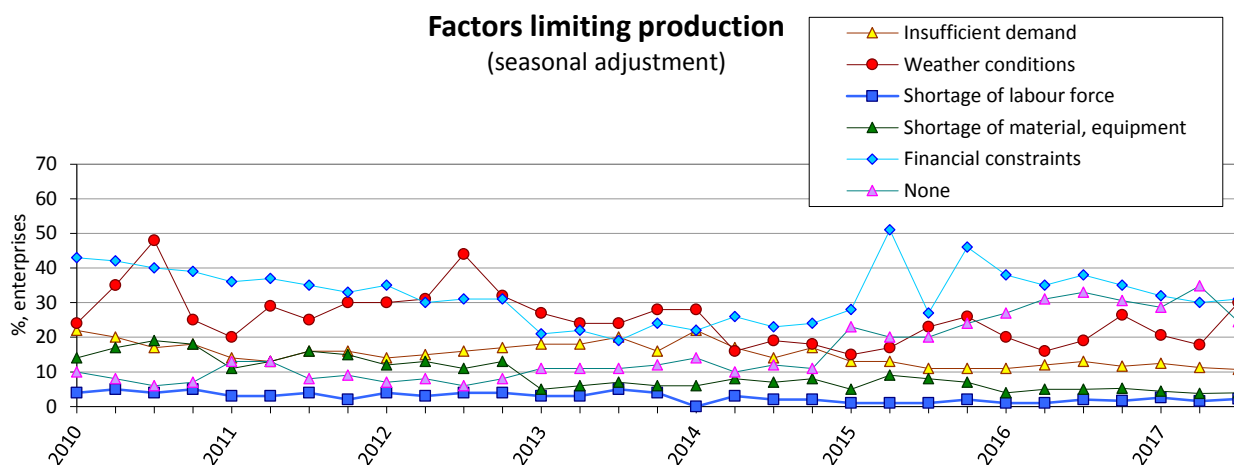
## **Expected changes in prices for the products of agriculture enterprises**



## **Expected changes in employment at agriculture enterprises**



<sup>1</sup> Excluding the temporarily occupied territories of the Autonomous Republic of Crimea and the city of Sevastopol, from 2014 also excluding part of the anti-terrorist operation zone.



**Results of the survey of agriculture enterprises  
in July 2017**

(per cent of the total number of surveyed enterprises)

Agriculture (division 01, except groups 01.6, 01.7 of KVED-2010)	Results of the survey of 850 enterprises						
	How did change production in April-June 2017	increased	remain unchanged	decreased	no response	balance	change of balance over II quarter 2017, pp
		30	51	18	1	12	28
	How did change of turnover on foreign markets in April-June 2017:	increased	remain unchanged	decreased	no export	balance	change of balance over II quarter 2017, pp
	within the EU	10	14	6	70	4	4
	outside the EU	4	16	4	76	0	0
	How do you assess your current stocks of finished products	too large (above normal)	adequate (normal for the season)	too small (below normal)	no stocks of finished goods	balance	change of balance over II quarter 2017, pp
		1	69	13	17	-12	1
	How do you expect to change over July-September 2017:	increase	remain unchanged	decrease	no response	balance	change of balance over II quarter 2017, pp
	production	68	22	10	0	58	50
	prices for the products	39	47	13	1	26	9
	employment	23	70	6	1	17	-14

Crop production (groups 01.1-01.3 of KVED-2010)	Results of the survey of 589 enterprises						
	How did change production in April-June 2017	increased	remain unchanged	decreased	no response	balance	change of balance over II quarter 2017, pp
		31	50	19	0	12	34
	How did change of turnover on foreign markets in April-June 2017:	increased	remain unchanged	decreased	no export	balance	change of balance over II quarter 2017, pp
	within the EU	10	16	7	67	3	5
	outside the EU	5	17	5	73	0	0
	How do you assess your current stocks of finished products	too large (above normal)	adequate (normal for the season)	too small (below normal)	no stocks of finished goods	balance	change of balance over II quarter 2017, pp
		1	67	14	18	-13	-1
	How do you expect to change over July-September 2017:	increase	remain unchanged	decrease	no response	balance	change of balance over II quarter 2017, pp
	production	75	16	8	1	67	61
	prices for the products	41	44	15	0	26	2
	employment	27	68	4	1	23	-15
Animal production (group 01.4 of KVED-2010)	Results of the survey of 238 enterprises						
	How did change production in April-June 2017	increased	remain unchanged	decreased	no response	balance	change of balance over II quarter 2017, pp
		30	52	18	0	12	13
	How did change of turnover on foreign markets in April-June 2017:	increased	remain unchanged	decreased	no export	balance	change of balance over II quarter 2017, pp
	within the EU	7	9	3	81	4	-2
	outside the EU	3	13	3	81	0	0
	How do you assess your current stocks of finished products	too large (above normal)	adequate (normal for the season)	too small (below normal)	no stocks of finished goods	balance	change of balance over II quarter 2017, pp
		1	75	10	14	-9	0

Continued

<i>Animal production (group 01.4 of KVED-2010)</i>	<b>How do you expect to change over July-September 2017:</b>	increase	remain unchanged	decrease	no response	balance	<i>change of balance over II quarter 2017, pp</i>
	production	52	34	13	1	39	25
	prices for the products	36	53	10	1	26	27
	employment	14	76	9	1	5	-10