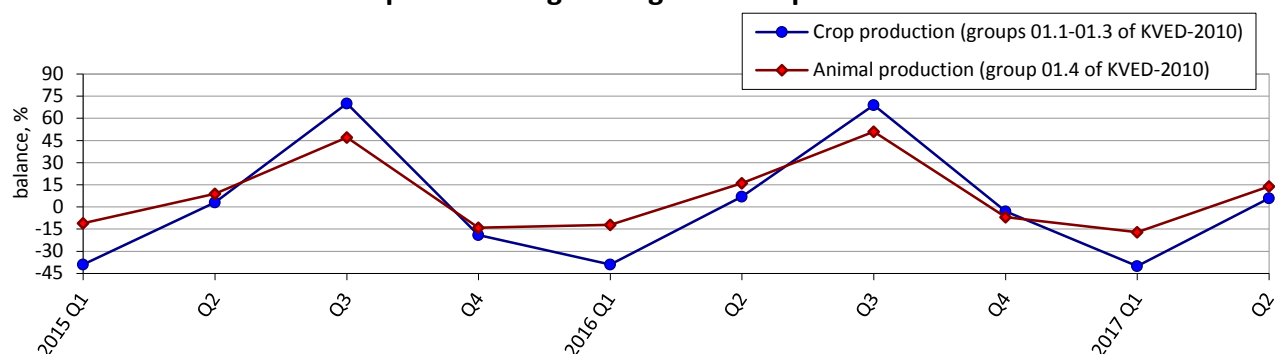
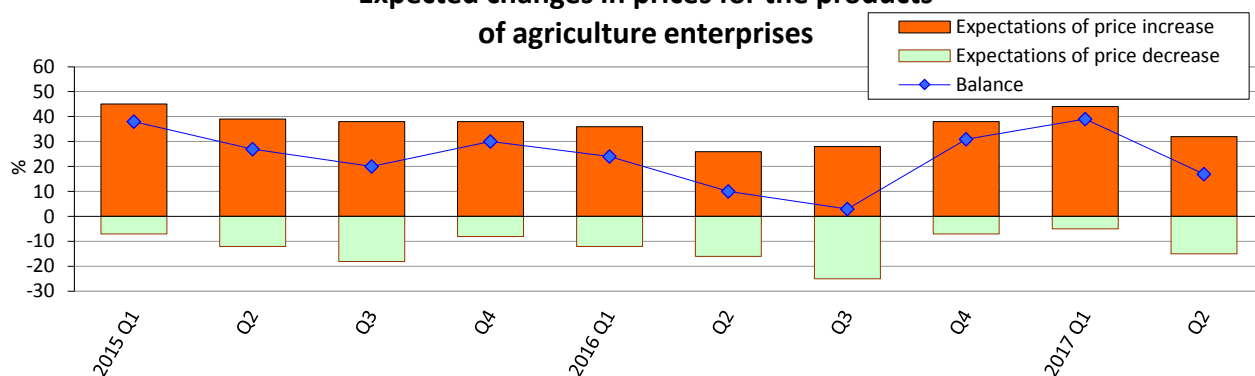


# **Expectations of agriculture enterprises in II quarter 2017<sup>1</sup> regarding the development of their business activity**

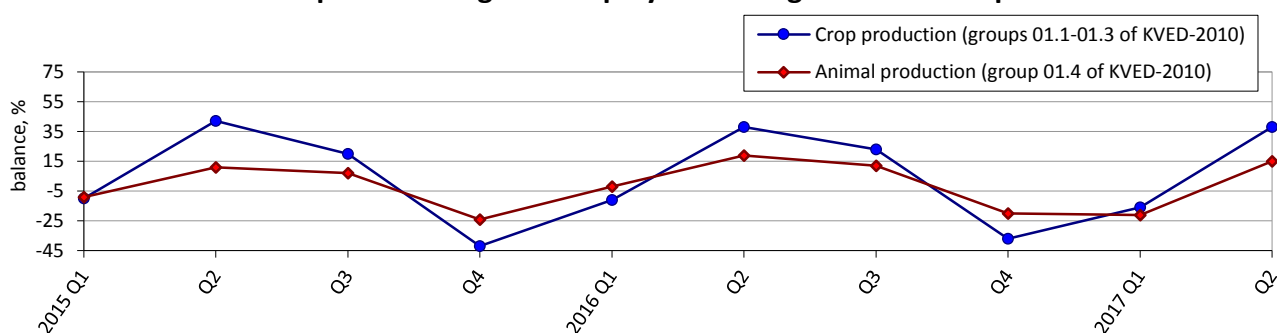
## **Expected changes of agricultural production**



## **Expected changes in prices for the products of agriculture enterprises**

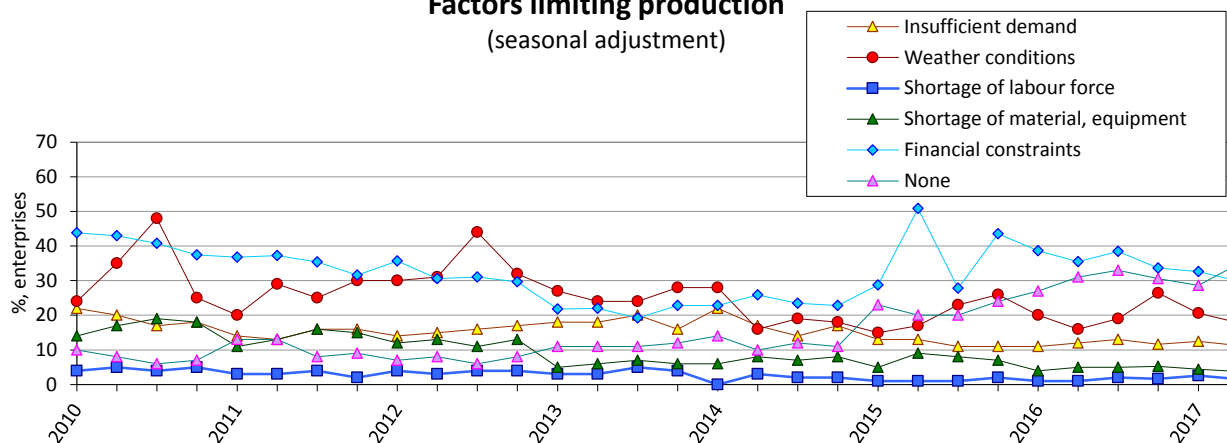


## **Expected changes in employment at agriculture enterprises**



<sup>1</sup> Excluding the temporarily occupied territories of the Autonomous Republic of Crimea and the city of Sevastopol, from 2014 also excluding part of the anti-terrorist operation zone.

### Factors limiting production (seasonal adjustment)



### Results of the survey of agriculture enterprises in April 2017

(per cent of the total number of surveyed enterprises)

Agriculture (division 01, except groups 01.6, 01.7 of KVED-2010)	Results of the survey of 845 enterprises					
	How did change production in January-March 2017	increased	remain unchanged	decreased	no response	balance
		13	58	29	0	-16
	How did change of turnover on foreign markets in January-March 2017:	increased	remain unchanged	decreased	no export	balance
	within the EU	7	17	7	69	0
	outside the EU	5	14	5	76	0
	How do you assess your current stocks of finished products	too large (above normal)	adequate (normal for the season)	too small (below normal)	no stocks of finished goods	balance
		0	74	13	13	-13
	How do you expect to change over April-June 2017:	increase	remain unchanged	decrease	no response	balance
	production	26	56	18	0	8
	prices for the products	32	53	15	0	17
	employment	36	58	5	1	31

Crop production (groups 01.1-01.3 of KVED-2010)	Results of the survey of 585 enterprises						
	How did change production in January-March 2017	increased	remain unchanged	decreased	no response	balance	change of balance over I quarter 2017, pp
		10	58	32	0	-22	-20
	How did change of turnover on foreign markets in January-March 2017:	increased	remain unchanged	decreased	no export	balance	change of balance over I quarter 2017, pp
		within the EU	7	18	9	66	-2
	outside the EU	6	15	6	73	0	-4
	How do you assess your current stocks of finished products	too large (above normal)	adequate (normal for the season)	too small (below normal)	no stocks of finished goods	balance	change of balance over I quarter 2017, pp
		1	72	15	12	-14	-4
	How do you expect to change over April-June 2017:	increase	remain unchanged	decrease	no response	balance	change of balance over I quarter 2017, pp
		production	25	56	19	0	6
	prices for the products	34	56	10	0	24	-20
	employment	43	52	5	0	38	54

Animal production (group 01.4 of KVED-2010)	Results of the survey of 237 enterprises						
	How did change production in January-March 2017	increased	remain unchanged	decreased	no response	balance	change of balance over I quarter 2017, pp
		21	57	22	0	-1	1
	How did change of turnover on foreign markets in January-March 2017:	increased	remain unchanged	decreased	no export	balance	change of balance over I quarter 2017, pp
		within the EU	9	14	3	74	6
	outside the EU	3	11	3	83	0	-1
	How do you assess your current stocks of finished products	too large (above normal)	adequate (normal for the season)	too small (below normal)	no stocks of finished goods	balance	change of balance over I quarter 2017, pp
		1	79	10	10	-9	-1

Continued

<i>Animal production (group 01.4 of KVED-2010)</i>	<b>How do you expect to change over April-June 2017:</b>	increase	remain unchanged	decrease	no response	balance	<i>change of balance over 1 quarter 2017, pp</i>
	production	29	56	15	0	14	31
	prices for the products	26	47	27	0	-1	-31
	employment	22	71	7	0	15	36