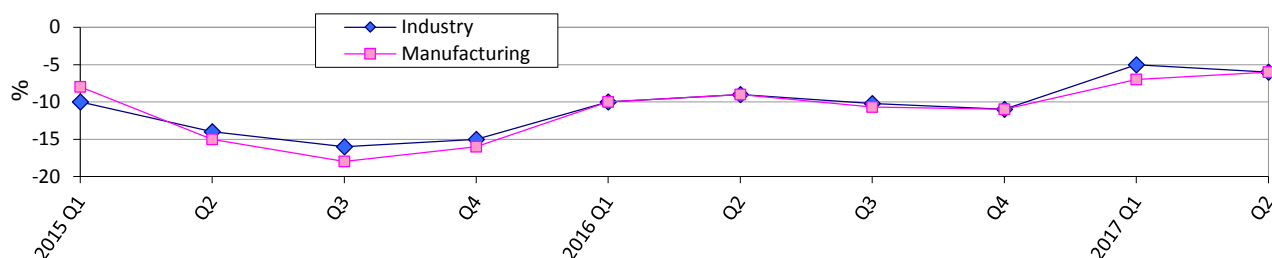
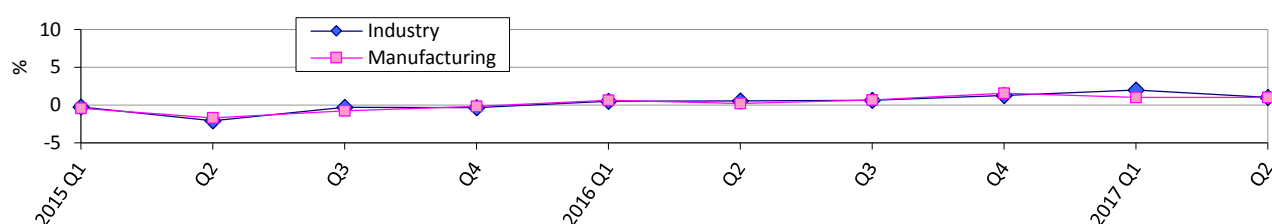


# **Expectations of industrial enterprises in II quarter 2017<sup>1</sup> regarding the development of their business activity**

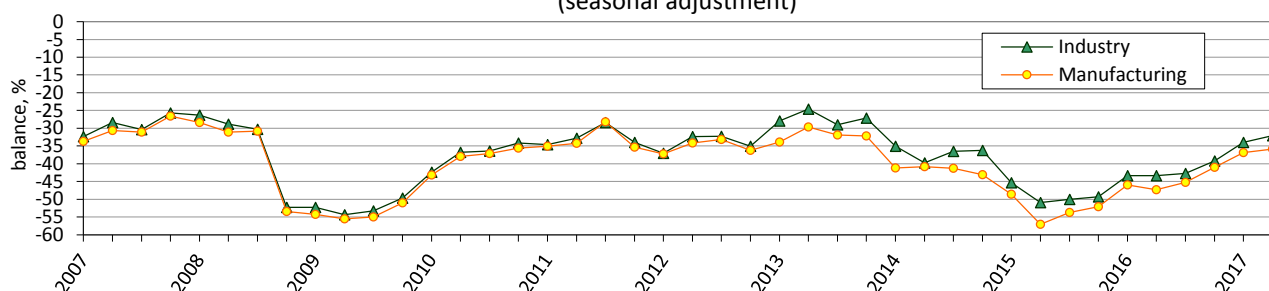
## **Industrial confidence indicator<sup>2</sup>**



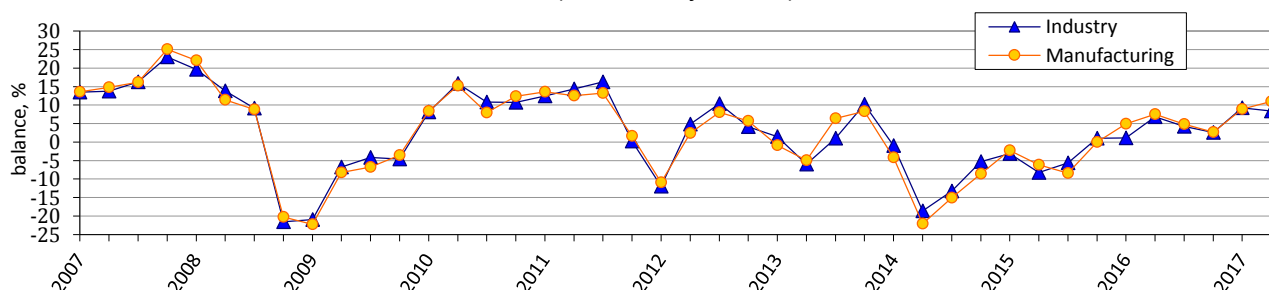
## **Business climate indicator<sup>2</sup>**



## **Assessment of current order-books (demand) on the industrial production (seasonal adjustment)**



## **Expected changes of industrial production (seasonal adjustment)**

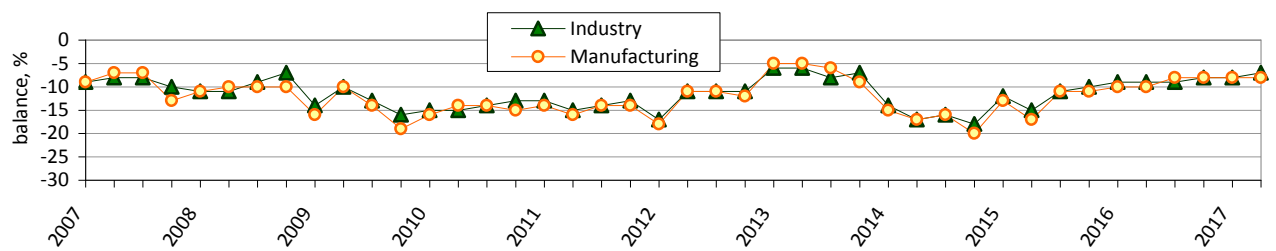


<sup>1</sup> Excluding the temporarily occupied territories of the Autonomous Republic of Crimea and the city of Sevastopol, from 2014 also excluding part of the anti-terrorist operation zone.

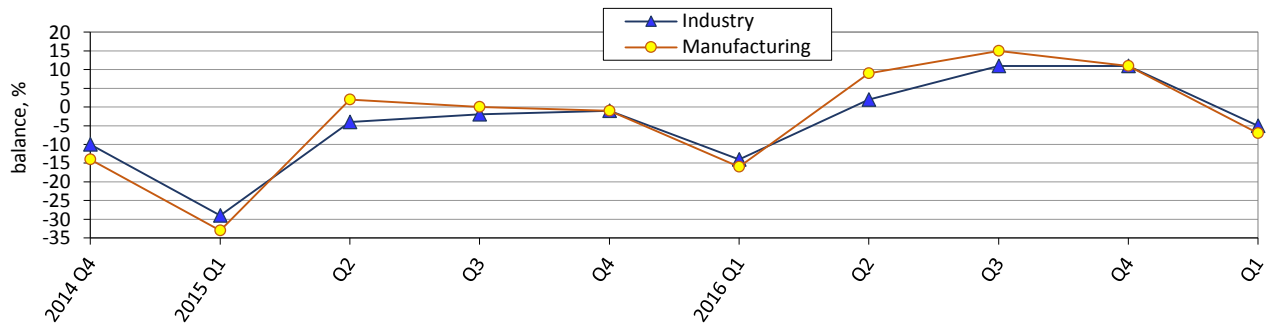
<sup>2</sup> The indicator is calculated by the method of calculation of indicators of business expectations in accordance with the requirements of the Special Data Dissemination Standard Plus of the International Monetary Fund, approved by order of the SSSU of 30.12.2014 No 411.

### Assessment of current stock of finished products in industry

(seasonal adjustment)

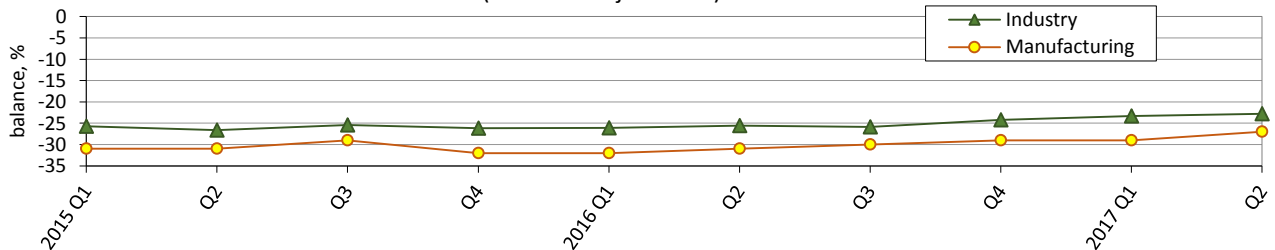


### Assessment of industrial production in the past 3 months

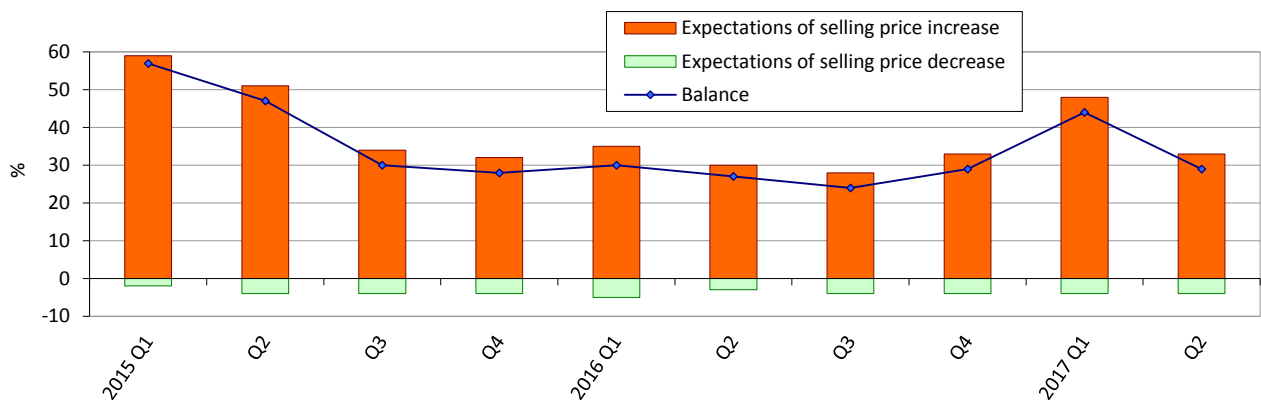


### Assessment of current export order-books (export demand) on the industrial production

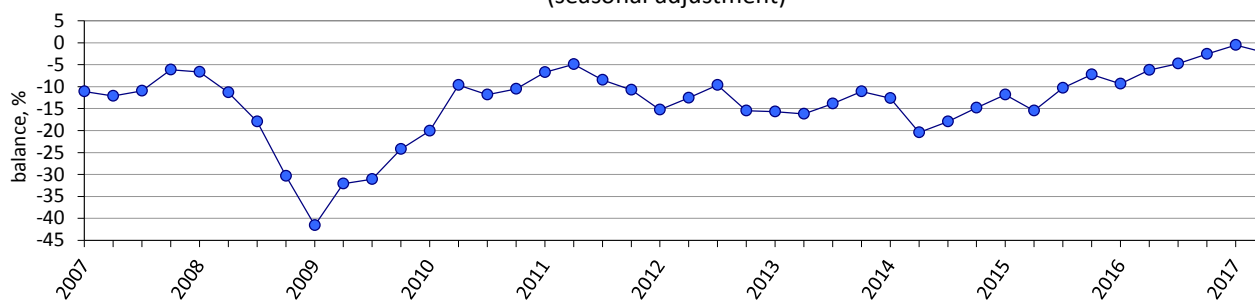
(seasonal adjustment)



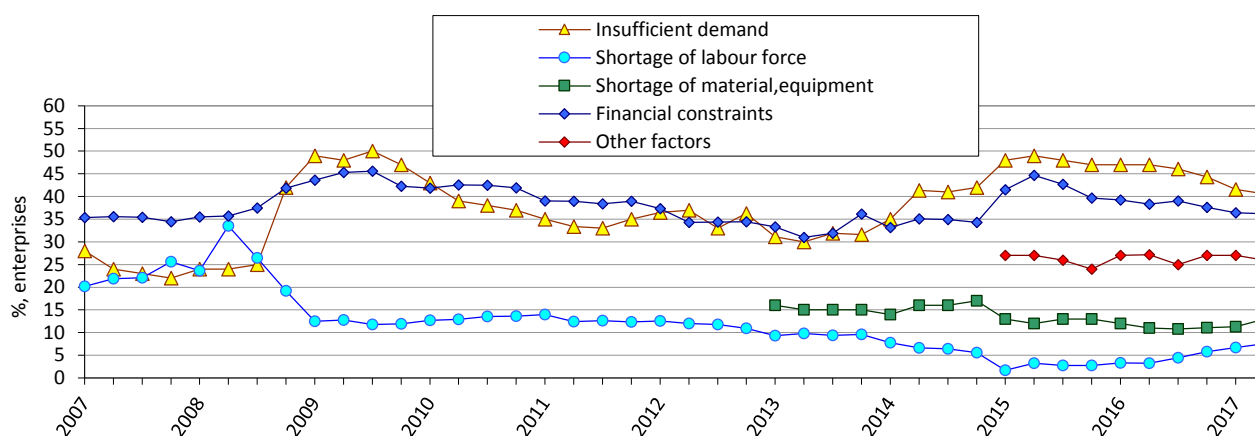
### Expected changes in selling prices for the products of industry



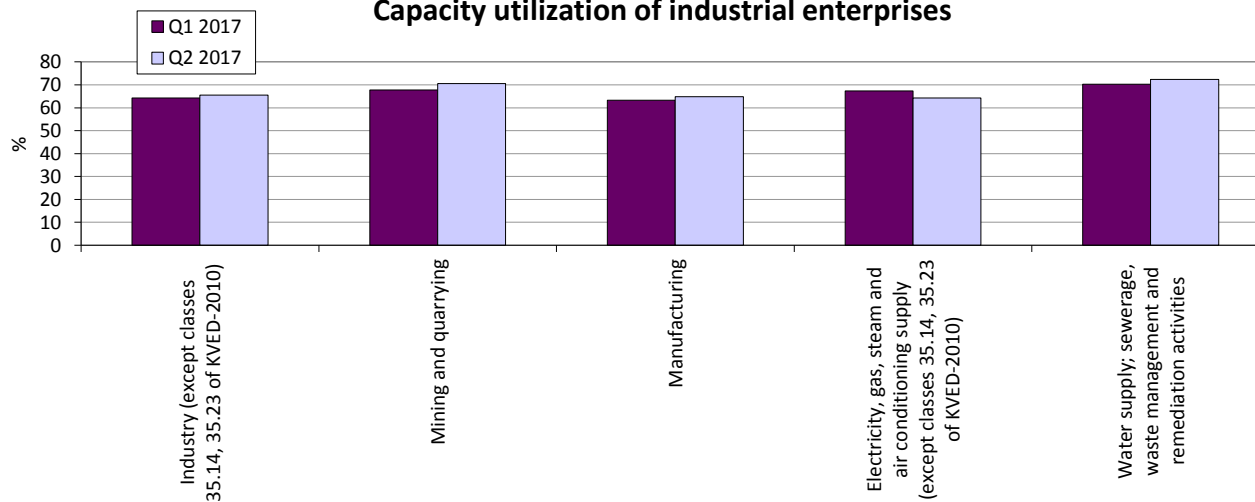
### Expected changes in employment at industrial enterprises (seasonal adjustment)



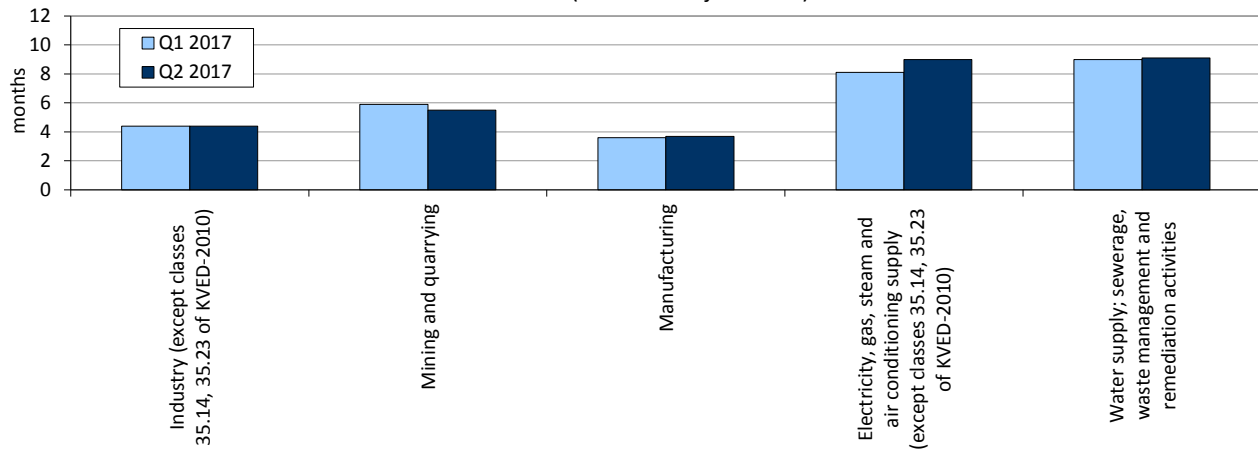
### Factors limiting production (seasonal adjustment)



### Capacity utilization of industrial enterprises



**Availability of orders to industrial enterprises**  
(seasonal adjustment)



**Expected changes of capital investment of industrial enterprises**

	Capital investment (excluding the cost for construction of housing for the further sale (transfer)) in 2015 <sup>1</sup> , mln.UAH	Expected increase, (decrease) in capital investment over the previous year, %			
		2016		2017	
		survey in April 2016	survey in October 2016	survey in October 2016	survey in April 2017
Industry (sections B-E except classes 35.14, 35.23 of KVED-2010)	86699	-2	4	22	12
Mining and quarrying	18466	-29	42	89	41
Manufacturing	46125	-23	-16	-4	-8
enterprises by number of employees:					
up to 49 persons	3668	-4	3	-1	-13
from 50 to 249 persons	7695	1	3	-4	-7
from 250 to 499 persons	6111	-6	-5	-4	-3
500 persons and more	28651	-12	-9	0	4
Electricity, gas, steam and air conditioning supply (except classes 35.14, 35.23 by KVED-2010)	20484	38	25	8	2
Water supply, sewerage, waste management and remediation activities	1623	10	89	26	45

## Results of the survey of industry enterprises in April 2017

(per cent of the total number of surveyed enterprises)

Industry (sections B-E except classes 35.14, 35.23 of KVED-2010)	Results of the survey of 1519 enterprises						
	How did change in January-March 2017:	increased	remain unchanged	decreased	no response	balance	change of balance over I quarter 2017, pp
	production	28	39	33	0	-5	-16
	total order-books (demand)	19	53	28	0	-9	-8
	How do you assess your current overall order-books (demand)	more than sufficient (above normal)	sufficient (normal for the season)	not sufficient (below normal)	no response	balance	change of balance over I quarter 2017, pp
		2	62	36	0	-34	0
	How do you assess your current export order-books (export demand)	more than sufficient (above normal)	sufficient (normal for the season)	not sufficient (below normal)	no response	balance	change of balance over I quarter 2017, pp
		1	26	23	50	-22	2
	How do you assess your current stocks of finished products	too large (above normal)	adequate (normal for the season)	too small (below normal)	no stocks of finished goods	balance	change of balance over I quarter 2017, pp
		3	60	10	27	-7	1
	How do you assess your current production capacity, considering your current order books and the expected change in demand over April-June 2017	more than sufficient	sufficient	not sufficient	no response	balance	change of balance over I quarter 2017, pp
		15	78	7	0	8	0
	How do you expect to change over April-June 2017:	increase	remain unchanged	decrease	no response	balance	change of balance over I quarter 2017, pp
	production	38	44	18	0	20	25
	employment	13	74	12	1	1	5
	selling prices for the products	33	62	4	1	29	-15
	How do you expect to change export orders (export demand) over April-June 2017	increase	remain unchanged	decrease	no response	balance	change of balance over I quarter 2017, pp
		13	32	7	48	6	7

Continued

Industry (sections B-E except classes 35.14, 35.23 of KVED-2010)	How did change competitive position on the domestic market in January-March 2017	improved	remained unchanged	deterio- rated	no response	balance	change of balance over I quarter 2017, pp
		5	84	10	1	-5	-1
	How did change competitive position on foreign markets in January-March 2017:	improved	remained unchanged	deterio- rated	no response	balance	change of balance over I quarter 2017, pp
	inside the EU	3	37	5	55	-2	0
	outside the EU	3	37	6	54	-3	0

Mining and quarrying (section B of KVED-2010)	Results of the survey of 87 enterprises						
	How did change in January-March 2017:	increased	remain unchanged	decreased	no response	balance	change of balance over I quarter 2017, pp
	production	32	43	25	0	7	23
	total order-books (demand)	21	59	20	0	1	10
	How do you assess your current overall order-books (demand)	more than sufficient (above normal)	sufficient (normal for the season)	not sufficient (below normal)	no response	balance	change of balance over I quarter 2017, pp
		3	67	29	1	-26	10
	How do you assess your current export order-books (export demand)	more than sufficient (above normal)	sufficient (normal for the season)	not sufficient (below normal)	no response	balance	change of balance over I quarter 2017, pp
		0	26	8	66	-8	6
	How do you assess your current stocks of finished products	too large (above normal)	adequate (normal for the season)	too small (below normal)	no stocks of finished goods	balance	change of balance over I quarter 2017, pp
		0	63	13	24	-13	2
	How do you assess your current production capacity, considering your current order books and the expected change in demand over April-June 2017	more than sufficient	sufficient	not sufficient	no response	balance	change of balance over I quarter 2017, pp
		5	83	11	1	-6	-6
	How do you expect to change over April-June 2017:	increase	remain unchanged	decrease	no response	balance	change of balance over I quarter 2017, pp
	production	41	49	9	1	32	25
	employment	15	71	14	0	1	11
	selling prices for the products	21	63	16	0	5	-19

Continued

Mining and quarrying (section B of KVED-2010)	How do you expect to change export orders (export demand) over April-June 2017	increase	remain unchanged	decrease	no response	balance	change of balance over 1 quarter 2017, pp
		10	22	1	67	9	17
	How did change competitive position on the domestic market in January-March 2017	improved	remained unchanged	deterio- rated	no response	balance	change of balance over 1 quarter 2017, pp
		4	86	9	1	-5	2
	How did change competitive position on foreign markets in January-March 2017:	improved	remained unchanged	deterio- rated	no response	balance	change of balance over 1 quarter 2017, pp
		inside the EU	2	24	3	71	-1
	outside the EU	2	25	0	73	2	5

Manufacturing (section C of KVED-2010)	Results of the survey of 1214 enterprises						
	How did change in January-March 2017:	increased	remain unchanged	decreased	no response	balance	change of balance over 1 quarter 2017, pp
	production	27	38	34	1	-7	-18
	total order-books (demand)	19	51	29	1	-10	-8
	How do you assess your current overall order-books (demand)	more than sufficient (above normal)	sufficient (normal for the season)	not sufficient (below normal)	no response	balance	change of balance over 1 quarter 2017, pp
		2	59	39	0	-37	0
	How do you assess your current export order-books (export demand)	more than sufficient (above normal)	sufficient (normal for the season)	not sufficient (below normal)	no response	balance	change of balance over 1 quarter 2017, pp
		1	31	28	40	-27	2
	How do you assess your current stocks of finished products	too large (above normal)	adequate (normal for the season)	too small (below normal)	no stocks of finished goods	balance	change of balance over 1 quarter 2017, pp
		3	67	11	19	-8	0
	How do you assess your current production capacity, considering your current order books and the expected change in demand over April-June 2017	more than sufficient	sufficient	not sufficient	no response	balance	change of balance over 1 quarter 2017, pp
		16	77	6	1	10	1

Continued

<i>Manufacturing (section C of KVED-2010)</i>	<b>How do you expect to change over April-June 2017:</b>	increase	remain unchanged	decrease	no response	balance	<i>change of balance over 1 quarter 2017, pp</i>
	production	41	45	14	0	27	36
	employment	15	75	10	0	5	9
	selling prices for the products	34	63	3	0	31	-17
	<b>How do you expect to change export orders (export demand) over April-June 2017</b>	increase	remain unchanged	decrease	no response	balance	<i>change of balance over 1 quarter 2017, pp</i>
		15	37	9	39	6	7
	<b>How did change competitive position on the domestic market in January-March 2017</b>	improved	remained unchanged	deterio- rated	no response	balance	<i>change of balance over 1 quarter 2017, pp</i>
		6	82	10	2	-4	0
	<b>How did change competitive position on foreign markets in January-March 2017:</b>	improved	remained unchanged	deterio- rated	no response	balance	<i>change of balance over 1 quarter 2017, pp</i>
	inside the EU	4	44	6	46	-2	0
	outside the EU	3	44	7	46	-4	-1

<i>Electricity, gas, steam and air conditioning supply (section D, except classes 35.14, 35.23 of KVED-2010)</i>	<i>Results of the survey of 117 enterprises</i>						
	<b>How did change in January-March 2017:</b>	increased	remain unchanged	decreased	no response	balance	<i>change of balance over 1 quarter 2017, pp</i>
	production	40	32	25	3	15	-32
	total order-books (demand)	19	55	24	2	-5	-29
	<b>How do you assess your current overall order-books (demand)</b>	more than sufficient (above normal)	sufficient (normal for the season)	not sufficient (below normal)	no response	balance	<i>change of balance over 1 quarter 2017, pp</i>
		1	78	20	1	-19	-3
	<b>How do you assess your current export order-books (export demand)</b>	more than sufficient (above normal)	sufficient (normal for the season)	not sufficient (below normal)	no response	balance	<i>change of balance over 1 quarter 2017, pp</i>
		0	1	0	99	0	1



<i>Electricity, gas, steam and air conditioning supply (section D, except classes 35.14, 35.23 of KVED-2010)</i>	<b>How do you assess your current stocks of finished products</b>	too large (above normal)	adequate (normal for the season)	too small (below normal)	no stocks of finished goods	balance	<i>change of balance over 1 quarter 2017, pp</i>
		0	11	1	88	-1	0
	<b>How do you assess your current production capacity, considering your current order books and the expected change in demand over April-June 2017</b>	more than sufficient	sufficient	not sufficient	no response	balance	<i>change of balance over 1 quarter 2017, pp</i>
		14	79	5	2	9	-1
	<b>How do you expect to change over April-June 2017:</b>	increase	remain unchanged	decrease	no response	balance	<i>change of balance over 1 quarter 2017, pp</i>
	production	8	21	69	2	-61	-78
	employment	1	56	43	0	-42	-34
	selling prices for the products	33	58	7	2	26	8
	<b>How do you expect to change export orders (export demand) over April-June 2017</b>	increase	remain unchanged	decrease	no response	balance	<i>change of balance over 1 quarter 2017, pp</i>
		0	2	0	98	0	-1
	<b>How did change competitive position on the domestic market in January-March 2017</b>	improved	remained unchanged	deteriorated	no response	balance	<i>change of balance over 1 quarter 2017, pp</i>
		1	90	8	1	-7	-2
	<b>How did change competitive position on foreign markets in January-March 2017:</b>	improved	remained unchanged	deteriorated	no response	balance	<i>change of balance over 1 quarter 2017, pp</i>
	inside the EU	2	3	0	95	2	2
	outside the EU	1	2	0	97	1	1

<i>Water supply, sewerage, waste management and remediation activities (section E of KVED-2010)</i>	<i>Results of the survey of 101 enterprises</i>						
	<b>How did change in January-March 2017:</b>	increased	remain unchanged	decreased	no response	balance	<i>change of balance over 1 quarter 2017, pp</i>
	production	11	64	25	0	-14	-4
	total order-books (demand)	7	71	22	0	-15	-7

<i>Water supply, sewerage, waste management and remediation activities (section E of KVED-2010)</i>	<b>How do you assess your current overall order-books (demand)</b>	more than sufficient (above normal)	sufficient (normal for the season)	not sufficient (below normal)	no response	balance	<i>change of balance over 1 quarter 2017, pp</i>
		2	72	26	0	-24	0
	<b>How do you assess your current export order-books (export demand)</b>	more than sufficient (above normal)	sufficient (normal for the season)	not sufficient (below normal)	no response	balance	<i>change of balance over 1 quarter 2017, pp</i>
		0	4	2	94	-2	0
	<b>How do you assess your current stocks of finished products</b>	too large (above normal)	adequate (normal for the season)	too small (below normal)	no stocks of finished goods	balance	<i>change of balance over 1 quarter 2017, pp</i>
		2	32	4	62	-2	1
	<b>How do you assess your current production capacity, considering your current order books and the expected change in demand over April-June 2017</b>	more than sufficient	sufficient	not sufficient	no response	balance	<i>change of balance over 1 quarter 2017, pp</i>
		7	83	10	0	-3	-3
	<b>How do you expect to change over April-June 2017:</b>	increase	remain unchanged	decrease	no response	balance	<i>change of balance over 1 quarter 2017, pp</i>
		30	60	10	0	20	17
	production	30	60	10	0	20	17
	employment	7	81	12	0	-5	-3
	selling prices for the products	44	52	3	1	41	-3
	<b>How do you expect to change export orders (export demand) over April-June 2017</b>	increase	remain unchanged	decrease	no response	balance	<i>change of balance over 1 quarter 2017, pp</i>
		1	3	0	96	1	0
	<b>How did change competitive position on the domestic market in January-March 2017</b>	improved	remained unchanged	deteriorated	no response	balance	<i>change of balance over 1 quarter 2017, pp</i>
		1	90	8	1	-7	-4
	<b>How did change competitive position on foreign markets in January-March 2017:</b>	improved	remained unchanged	deteriorated	no response	balance	<i>change of balance over 1 quarter 2017, pp</i>
		0	3	0	97	0	0
	inside the EU	0	3	0	97	0	0
	outside the EU	0	3	0	97	0	0