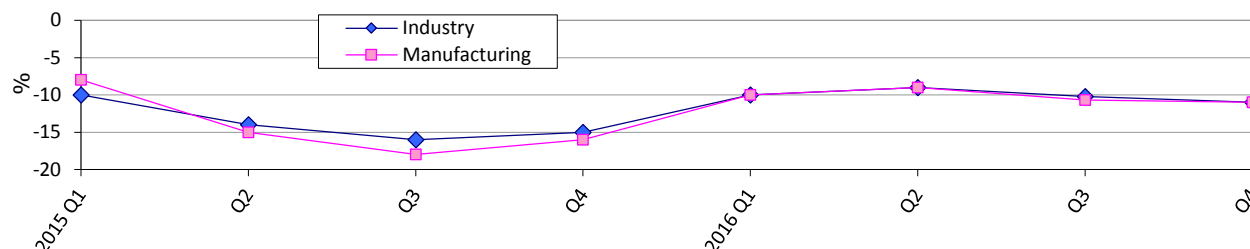
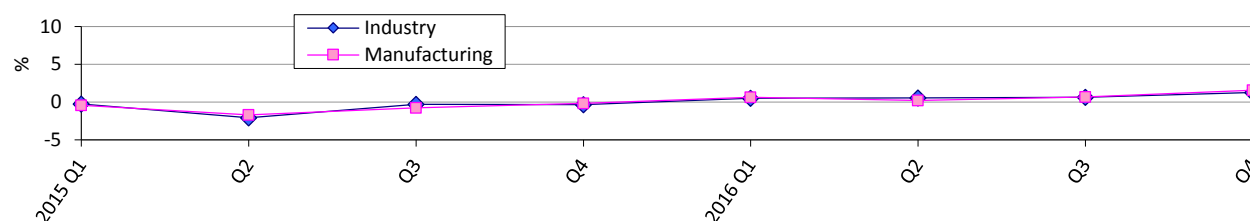


Expectations of industrial enterprises in IV quarter 2016¹ regarding the development of their business activity

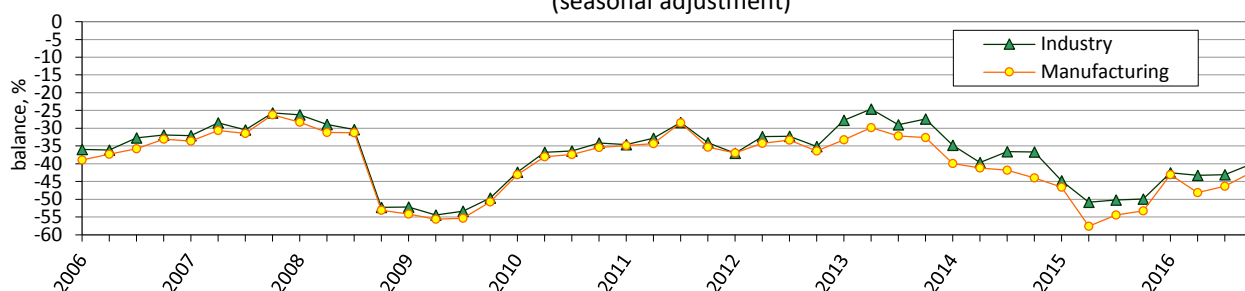
Industrial confidence indicator²



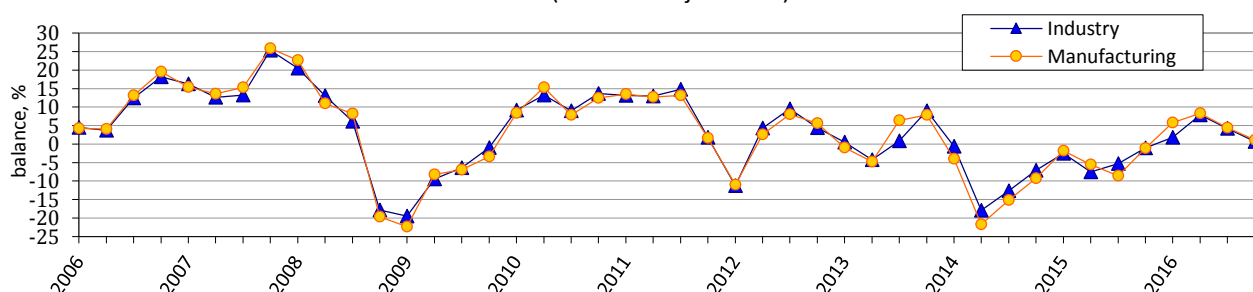
Business climate indicator²



Assessment of current order-books (demand) on the industrial production (seasonal adjustment)



Expected changes of industrial production (seasonal adjustment)

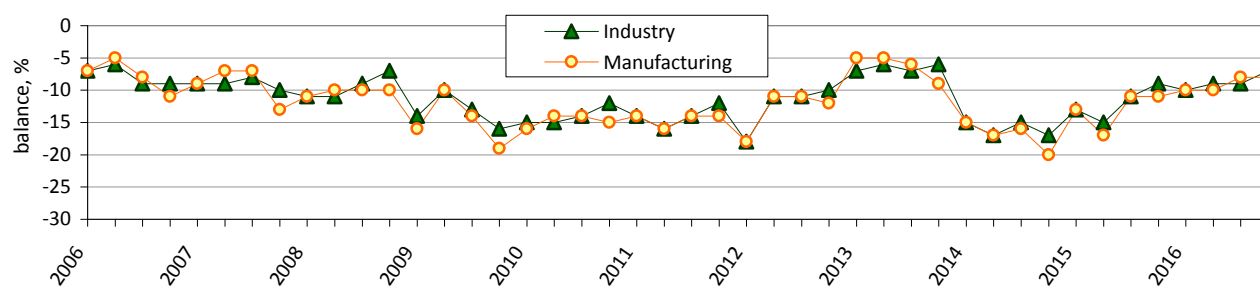


¹ Excluding the temporarily occupied territories of the Autonomous Republic of Crimea and the city of Sevastopol, from 2014 also excluding part of the anti-terrorist operation zone.

² The indicator is calculated by the method of calculation of indicators of business expectations in accordance with the requirements of the Special Data Dissemination Standard Plus of the International Monetary Fund, approved by order of the SSSU of 30.12.2014 No 411.

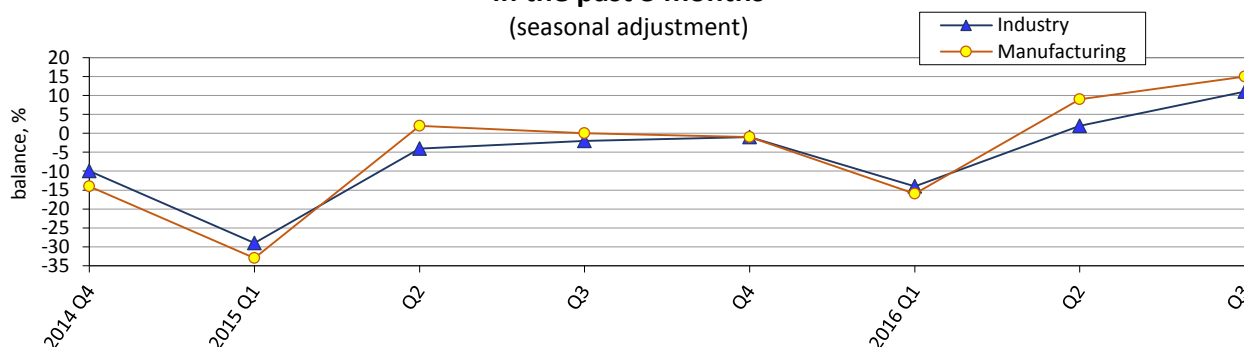
Assessment of current stock of finished products in industry

(seasonal adjustment)



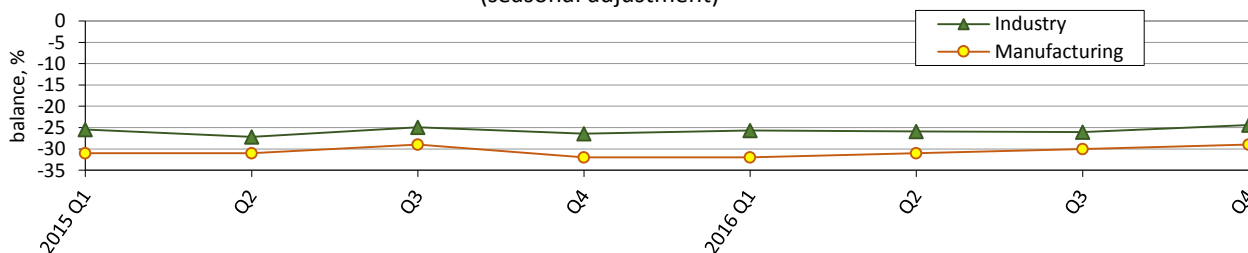
Assessment of industrial production in the past 3 months

(seasonal adjustment)

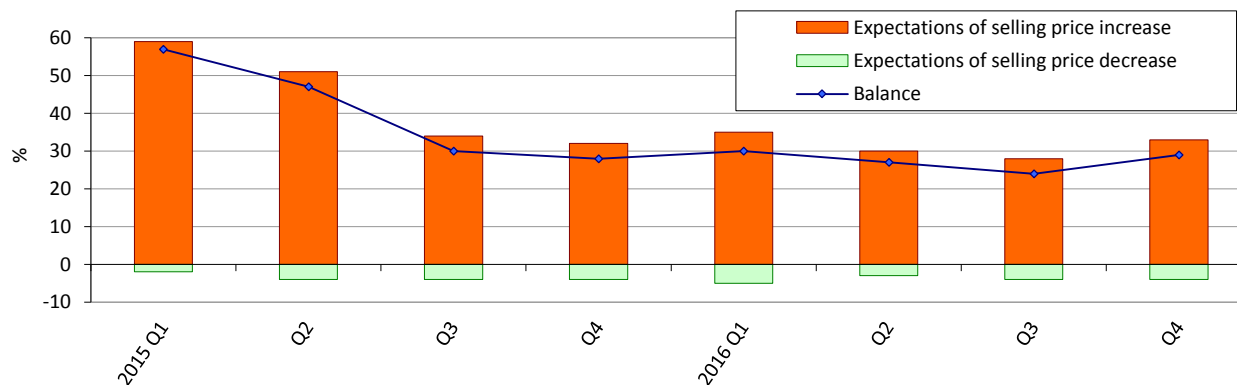


Assessment of current export order-books (export demand) on the industrial production

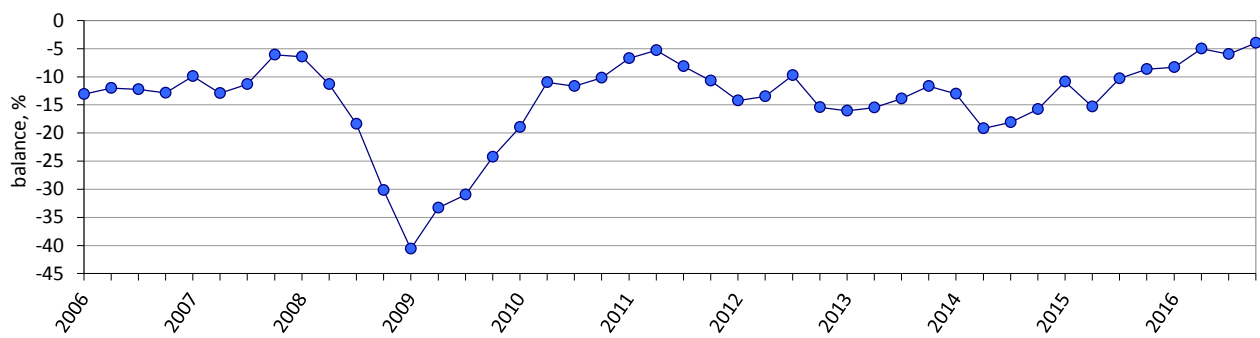
(seasonal adjustment)



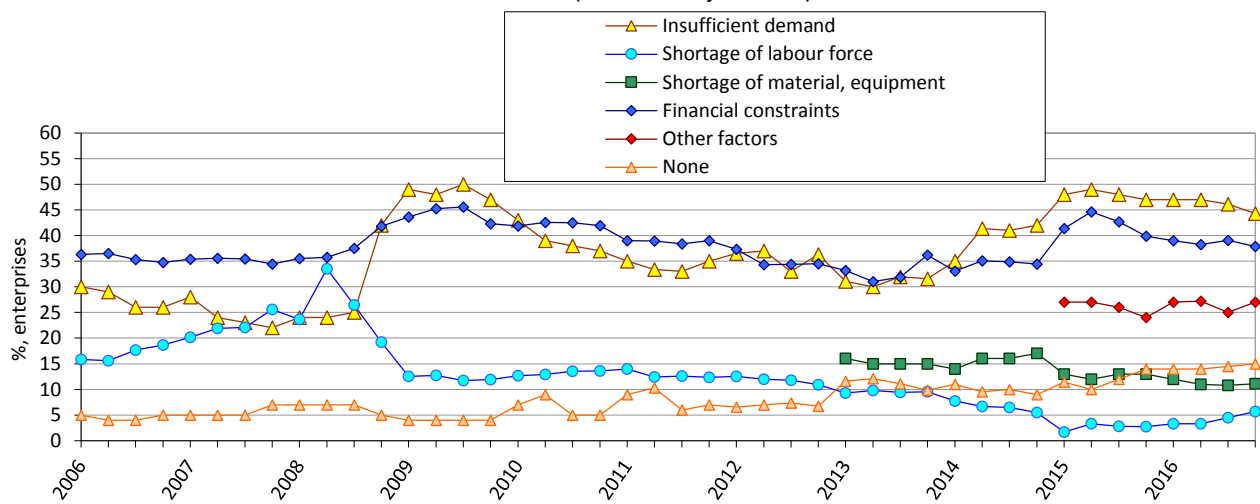
Expected changes in selling prices for the products of industry



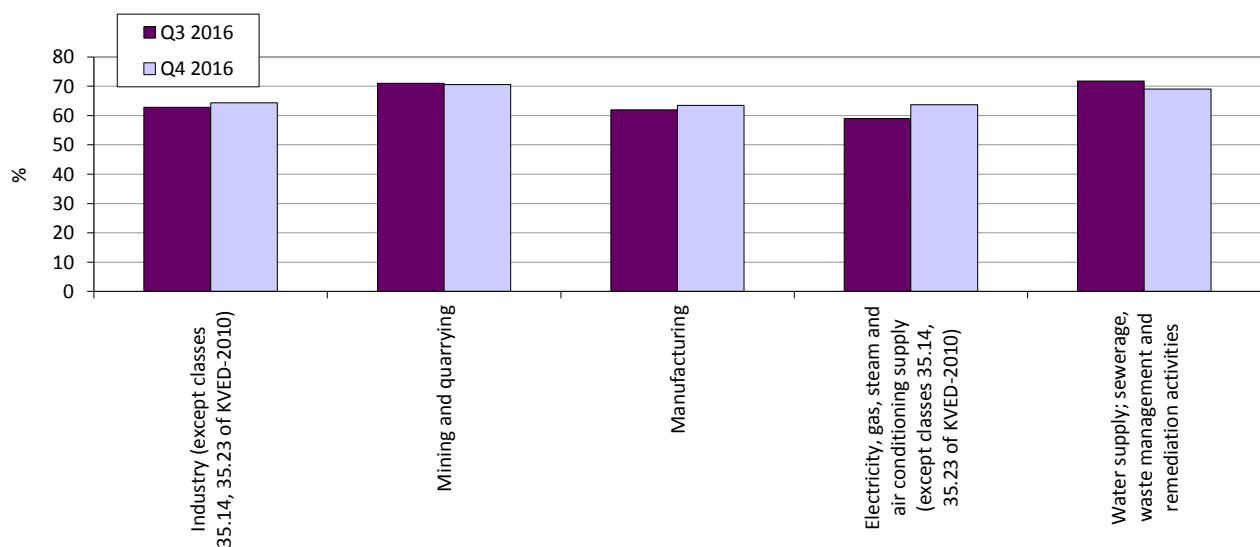
Expected changes in employment at industrial enterprises (seasonal adjustment)



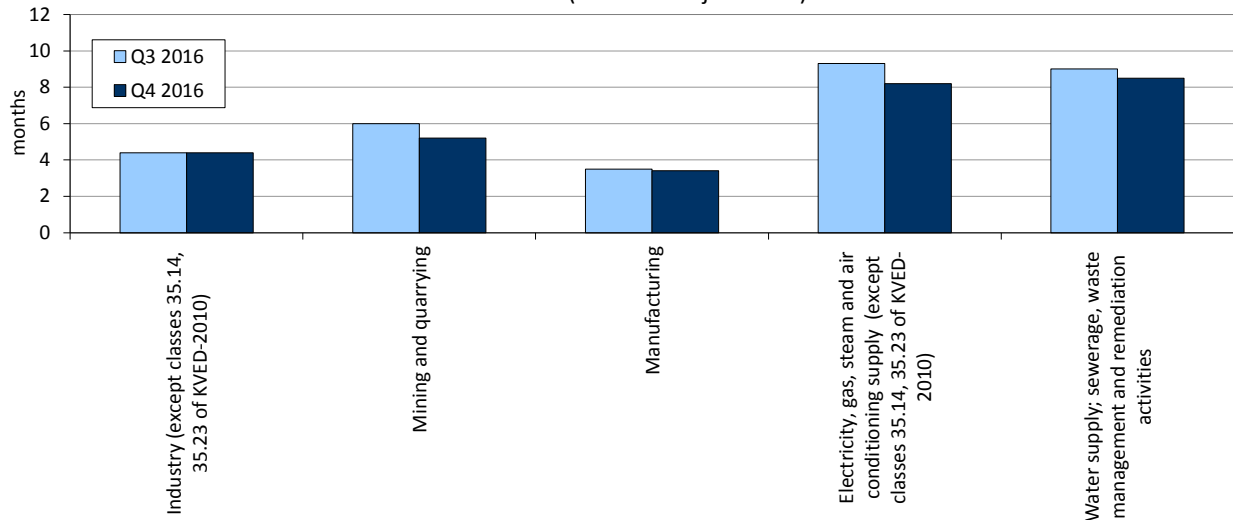
Factors limiting production (seasonal adjustment)



Capacity utilization of industrial enterprises



Availability of orders to industrial enterprises
(seasonal adjustment)



Expected changes of capital investment of industrial enterprises

	Capital investment (excluding the cost for construction of housing for the further sale (transfer)) in 2015 ¹ , mln.UAH	Expected increase, (decrease) in capital investment over the previous year, %			
		2016			2017
		survey in October 2015	survey in April 2016	survey in October 2016	survey in October 2016
Industry (sections B-E except classes 35.14, 35.23 of KVED-2010)	86699	2	-2	4	22
Mining and quarrying	18466	-6	-29	42	89
Manufacturing	46125	-2	-23	-16	-4
enterprises by number of employees:					
up to 49 persons	3668	-3	-4	3	-1
from 50 to 249 persons	7695	-2	1	3	-4
from 250 to 499 persons	6111	-6	-6	-5	-4
500 persons and more	28651	2	-12	-9	0
Electricity, gas, steam and air conditioning supply (except classes 35.14, 35.23 by KVED-2010)	20484	18	38	25	8
Water supply, sewerage, waste management and remediation activities	1623	-3	10	89	26

Results of the survey of industry enterprises in October 2016

(per cent of the total number of surveyed enterprises)

Industry (sections B-E except classes 35.14, 35.23 of KVED-2010)	Results of the survey of 1464 enterprises						
	How did change in July-September:	increased	remain unchanged	decreased	no response	balance	change of balance over III quarter 2016, pp
	production	34	41	23	2	11	9
	total order-books (demand)	24	52	23	1	1	7
	How do you assess your current overall order-books (demand)	more than sufficient (above normal)	sufficient (normal for the season)	not sufficient (below normal)	no response	balance	change of balance over III quarter 2016, pp
		2	58	40	0	-38	4
	How do you assess your current export order-books (export demand)	more than sufficient (above normal)	sufficient (normal for the season)	not sufficient (below normal)	no response	balance	change of balance over III quarter 2016, pp
		0	22	25	53	-25	0
	How do you assess your current stocks of finished products	too large (above normal)	adequate (normal for the season)	too small (below normal)	no stocks of finished goods	balance	change of balance over III quarter 2016, pp
		2	58	10	30	-8	0
	How do you assess your current production capacity, considering your current order books and the expected change in demand over October-December 2016	more than sufficient	sufficient	not sufficient	no response	balance	change of balance over III quarter 2016, pp
		15	78	7	0	8	0
	How do you expect to change over October-December 2016:	increase	remain unchanged	decrease	no response	balance	change of balance over III quarter 2016, pp
	production	27	46	26	1	1	-8
	employment	10	77	13	0	-3	1
	selling prices for the products	33	63	4	0	29	5
	How do you expect to change export orders (export demand) over October-December 2016	increase	remain unchanged	decrease	no response	balance	change of balance over III quarter 2016, pp
		8	29	12	51	-4	-4

Continued

Industry (sections B-E except classes 35.14, 35.23 of KVED-2010)	How did change competitive position on the domestic market in July-September 2016	improved	remained unchanged	deterio- rated	no response	balance	change of balance over III quarter 2016, pp
		5	85	10	0	-5	3
	How did change competitive position on foreign markets in July-September 2016:	improved	remained unchanged	deterio- rated	no response	balance	change of balance over III quarter 2016, pp
	inside the EU	2	35	4	59	-2	1
	outside the EU	2	34	5	59	-3	1

Mining and quarrying (section B of KVED-2010)	Results of the survey of 88 enterprises						
	How did change in July-September 2016:	increased	remain unchanged	decreased	no response	balance	change of balance over III quarter 2016, pp
	production	26	49	25	0	1	9
	total order-books (demand)	14	63	23	0	-9	2
	How do you assess your current overall order-books (demand)	more than sufficient (above normal)	sufficient (normal for the season)	not sufficient (below normal)	no response	balance	change of balance over III quarter 2016, pp
		2	58	40	0	-38	5
	How do you assess your current export order-books (export demand)	more than sufficient (above normal)	sufficient (normal for the season)	not sufficient (below normal)	no response	balance	change of balance over III quarter 2016, pp
		1	22	15	62	-14	0
	How do you assess your current stocks of finished products	too large (above normal)	adequate (normal for the season)	too small (below normal)	no stocks of finished goods	balance	change of balance over III quarter 2016, pp
		2	63	17	18	-15	3
	How do you assess your current production capacity, considering your current order books and the expected change in demand over October-December 2016	more than sufficient	sufficient	not sufficient	no response	balance	change of balance over III quarter 2016, pp
		11	70	18	1	-7	4
	How do you expect to change over October-December 2016:	increase	remain unchanged	decrease	no response	balance	change of balance over III quarter 2016, pp
	production	16	53	31	0	-15	-18
	employment	3	80	17	0	-14	2
	selling prices for the products	16	70	14	0	2	3

Continued

Mining and quarrying (section B of KVED-2010)	How do you expect to change export orders (export demand) over October-December 2016	increase	remain unchanged	decrease	no response	balance	change of balance over III quarter 2016, pp
		1	23	11	65	-10	-8
	How did change competitive position on the domestic market in July-September 2016	improved	remained unchanged	deterio-rated	no response	balance	change of balance over III quarter 2016, pp
		3	84	12	1	-9	1
	How did change competitive position on foreign markets in July-September 2016:	improved	remained unchanged	deterio-rated	no response	balance	change of balance over III quarter 2016, pp
		inside the EU	4	28	2	66	2
	outside the EU	2	25	5	68	-3	-2

Manufacturing (section C of KVED-2010)	Results of the survey of 1163 enterprises						
	How did change in July-September 2016:	increased	remain unchanged	decreased	no response	balance	change of balance over III quarter 2016, pp
	production	38	39	23	0	15	6
	total order-books (demand)	27	49	23	1	4	7
	How do you assess your current overall order-books (demand)	more than sufficient (above normal)	sufficient (normal for the season)	not sufficient (below normal)	no response	balance	change of balance over III quarter 2016, pp
		2	55	42	1	-40	5
	How do you assess your current export order-books (export demand)	more than sufficient (above normal)	sufficient (normal for the season)	not sufficient (below normal)	no response	balance	change of balance over III quarter 2016, pp
		1	25	30	44	-29	1
	How do you assess your current stocks of finished products	too large (above normal)	adequate (normal for the season)	too small (below normal)	no stocks of finished goods	balance	change of balance over III quarter 2016, pp
		3	65	11	21	-8	0
	How do you assess your current production capacity, considering your current order books and the expected change in demand over October-December 2016	more than sufficient	sufficient	not sufficient	no response	balance	change of balance over III quarter 2016, pp
		15	78	6	1	9	-1

Continued

<i>Manufacturing (section C of KVED-2010)</i>	How do you expect to change over October-December 2016:	increase	remain unchanged	decrease	no response	balance	<i>change of balance over III quarter 2016, pp</i>
	production	25	47	28	0	-3	-16
	employment	9	78	13	0	-4	-2
	selling prices for the products	32	65	3	0	29	6
	How do you expect to change export orders (export demand) over October-December 2016	increase	remain unchanged	decrease	no response	balance	<i>change of balance over III quarter 2016, pp</i>
		9	34	13	44	-4	-4
	How did change competitive position on the domestic market in July-September 2016	improved	remained unchanged	deteriorated	no response	balance	<i>change of balance over III quarter 2016, pp</i>
		5	84	10	1	-5	3
	How did change competitive position on foreign markets in July-September 2016:	improved	remained unchanged	deteriorated	no response	balance	<i>change of balance over III quarter 2016, pp</i>
	inside the EU	3	41	5	51	-2	2
	outside the EU	3	41	6	50	-3	2

<i>Electricity, gas, steam and air conditioning supply (section D, except classes 35.14, 35.23 of KVED-2010)</i>	<i>Results of the survey of 120 enterprises</i>						
	How did change in July-September 2016:	increased	remain unchanged	decreased	no response	balance	<i>change of balance over III quarter 2016, pp</i>
	production	22	47	30	1	-8	37
	total order-books (demand)	14	59	25	2	-11	20
	How do you assess your current overall order-books (demand)	more than sufficient (above normal)	sufficient (normal for the season)	not sufficient (below normal)	no response	balance	<i>change of balance over III quarter 2016, pp</i>
		1	79	20	0	-19	6
	How do you assess your current export order-books (export demand)	more than sufficient (above normal)	sufficient (normal for the season)	not sufficient (below normal)	no response	balance	<i>change of balance over III quarter 2016, pp</i>
		0	1	0	99	0	0

Continued

<i>Electricity, gas, steam and air conditioning supply (section D, except classes 35.14, 35.23 of KVED-2010)</i>	How do you assess your current stocks of finished products	too large (above normal)	adequate (normal for the season)	too small (below normal)	no stocks of finished goods	balance	<i>change of balance over III quarter 2016, pp</i>
		0	13	3	84	-3	0
	How do you assess your current production capacity, considering your current order books and the expected change in demand over October-December 2016	more than sufficient	sufficient	not sufficient	no response	balance	<i>change of balance over III quarter 2016, pp</i>
		12	83	4	1	8	-1
	How do you expect to change over October-December 2016:	increase	remain unchanged	decrease	no response	balance	<i>change of balance over III quarter 2016, pp</i>
	production	64	25	9	2	55	72
	employment	28	64	7	1	21	35
	selling prices for the products	57	38	4	1	53	-2
	How do you expect to change export orders (export demand) over October-December 2016	increase	remain unchanged	decrease	no response	balance	<i>change of balance over III quarter 2016, pp</i>
		1	1	0	98	1	1
	How did change competitive position on the domestic market in July-September 2016	improved	remained unchanged	deteriorated	no response	balance	<i>change of balance over III quarter 2016, pp</i>
		0	93	3	4	-3	2
	How did change competitive position on foreign markets in July-September 2016:	improved	remained unchanged	deteriorated	no response	balance	<i>change of balance over III quarter 2016, pp</i>
	inside the EU	0	3	2	95	-2	-2
	outside the EU	0	1	0	99	0	-1

<i>Water supply, sewerage, waste management and remediation activities (section E of KVED-2010)</i>	<i>Results of the survey of 93 enterprises</i>						
	How did change in July-September 2016:	increased	remain unchanged	decreased	no response	balance	<i>change of balance over III quarter 2016, pp</i>
	production	20	56	23	1	-3	7
	total order-books (demand)	14	60	26	0	-12	-7

<i>Water supply, sewerage, waste management and remediation activities (section E of KVED-2010)</i>	How do you assess your current overall order-books (demand)	more than sufficient (above normal)	sufficient (normal for the season)	not sufficient (below normal)	no response	balance	<i>change of balance over III quarter 2016, pp</i>
		2	67	31	0	-29	-1
	How do you assess your current export order-books (export demand)	more than sufficient (above normal)	sufficient (normal for the season)	not sufficient (below normal)	no response	balance	<i>change of balance over III quarter 2016, pp</i>
		0	4	5	91	-5	-3
	How do you assess your current stocks of finished products	too large (above normal)	adequate (normal for the season)	too small (below normal)	no stocks of finished goods	balance	<i>change of balance over III quarter 2016, pp</i>
		1	30	6	63	-5	1
	How do you assess your current production capacity, considering your current order books and the expected change in demand over October-December 2016	more than sufficient	sufficient	not sufficient	no response	balance	<i>change of balance over III quarter 2016, pp</i>
		8	85	6	1	2	-1
	How do you expect to change over October-December 2016:	increase	remain unchanged	decrease	no response	balance	<i>change of balance over III quarter 2016, pp</i>
		19	56	24	1	-5	-9
	production	19	56	24	1	-5	-9
	employment	4	82	14	0	-10	-6
	selling prices for the products	29	63	7	1	22	-7
	How do you expect to change export orders (export demand) over October-December 2016	increase	remain unchanged	decrease	no response	balance	<i>change of balance over III quarter 2016, pp</i>
		3	5	0	92	3	0
	How did change competitive position on the domestic market in July-September 2016	improved	remained unchanged	deteriorated	no response	balance	<i>change of balance over III quarter 2016, pp</i>
		2	91	5	2	-3	-1
	How did change competitive position on foreign markets in July-September 2016:	improved	remained unchanged	deteriorated	no response	balance	<i>change of balance over III quarter 2016, pp</i>
		0	3	0	97	0	0
	inside the EU	0	3	0	97	0	0
	outside the EU	0	3	0	97	0	0